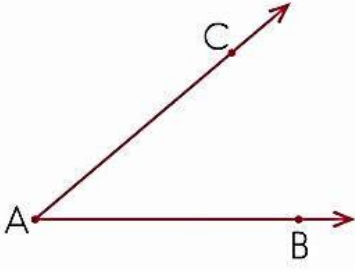
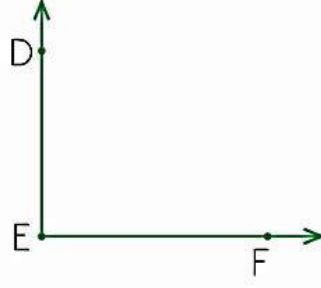


## Açının Kenar ve Köşesini Adlandırma

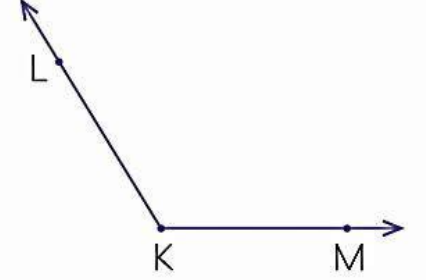
1 Aşağıdaki açı modellerinin köşe ve kenarlarını örnekteki gibi gösteriniz.



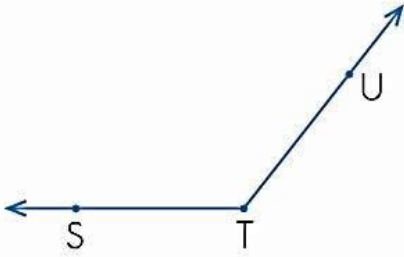
Köşesi : A noktası  
Kenarları: AB ve AC



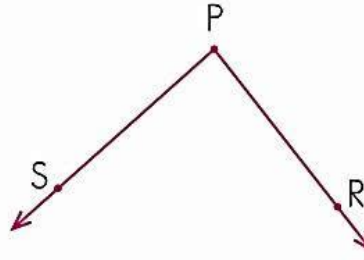
Köşesi : \_\_\_\_\_  
Kenarları: \_\_\_\_\_



Köşesi : \_\_\_\_\_  
Kenarları: \_\_\_\_\_



Köşesi : \_\_\_\_\_  
Kenarları: \_\_\_\_\_

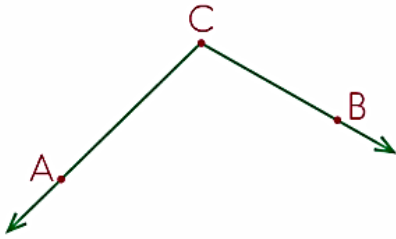


Köşesi : \_\_\_\_\_  
Kenarları: \_\_\_\_\_

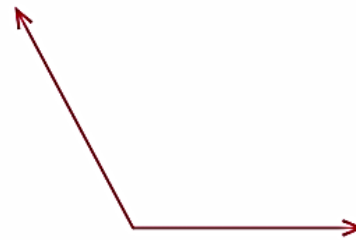


Köşesi : \_\_\_\_\_  
Kenarları: \_\_\_\_\_

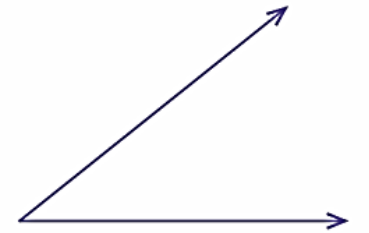
2 Aşağıdaki açı modellerinin kollarında birer nokta belirleyerek isimlendiriniz. Açılarının köşesine de bir isim vererek kenarlarını ve köşelerini örnekteki gibi gösteriniz.



Köşesi : C noktası  
Kenarları: CA ve CB



Köşesi : \_\_\_\_\_  
Kenarları: \_\_\_\_\_



Köşesi : \_\_\_\_\_  
Kenarları: \_\_\_\_\_



Köşesi : \_\_\_\_\_  
Kenarları: \_\_\_\_\_



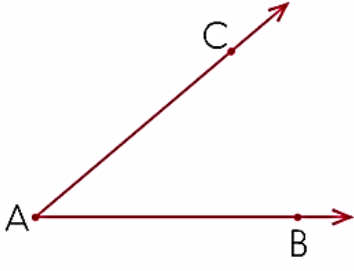
Köşesi : \_\_\_\_\_  
Kenarları: \_\_\_\_\_



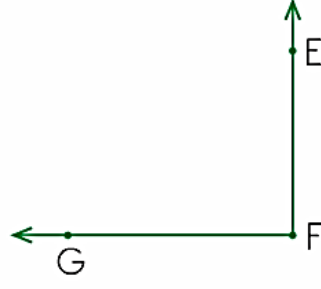
Köşesi : \_\_\_\_\_  
Kenarları: \_\_\_\_\_

## Açının Kenar ve Köşesini Adlandırma

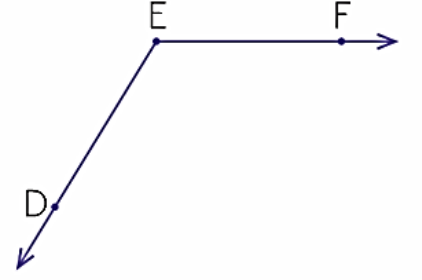
1 Aşağıdaki açıları örnekteki gibi sembolle gösteriniz.



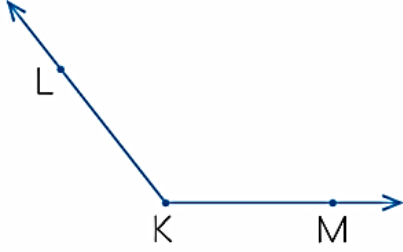
$\hat{A}$   $\angle A$   $\widehat{BAC}$



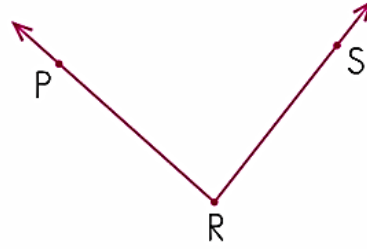
\_\_\_\_\_



\_\_\_\_\_



\_\_\_\_\_



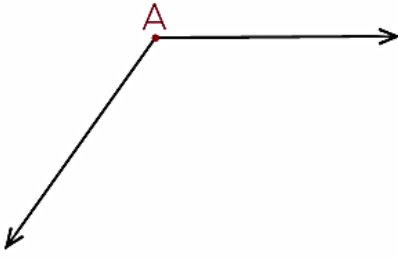
\_\_\_\_\_



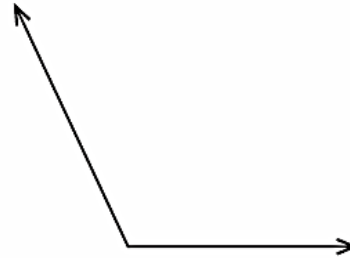
\_\_\_\_\_

2 Aşağıda sembolle belirtilen açıları modeller üzerinde gösteriniz.

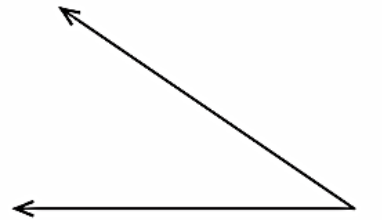
$\hat{A}$



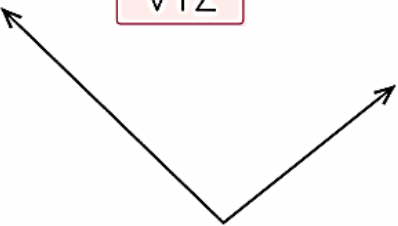
$\hat{S}$



$\angle K$



$\widehat{VYZ}$



$\widehat{DEF}$



$\widehat{VYZ}$

