




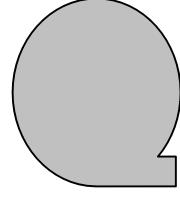


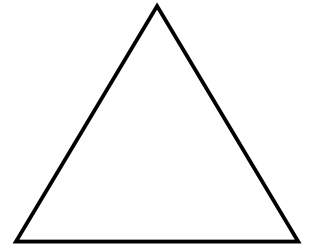
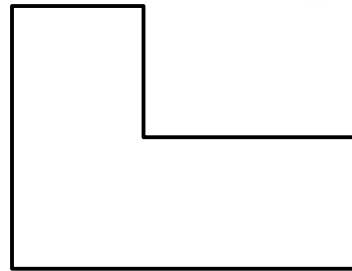


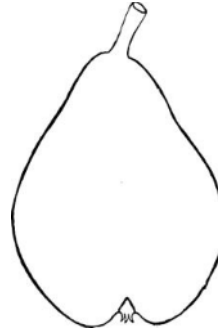

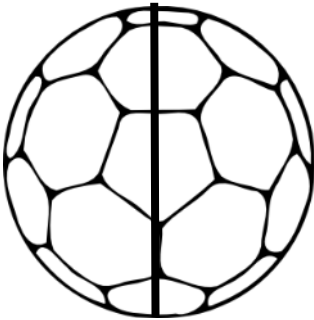


SİMETRİ

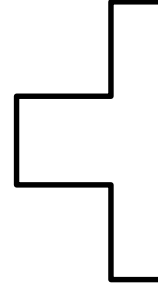


1- Aşağıdakilerden verilen şekillerden iki eş parçaya bölünebilenleri işaretleyiniz.



2- Aşağıdaki şekillerde iki eş parçaya bölünebilenlerin yarısını boyayın. İki eş parçaya bölünemeyen şekilleri sakın boyamayın.



3- Yarısı çizilmiş şekilleri tamamlayın.



1. Şeklinin simetrisi aşağıdakilerden hangisidir.

A.



B.

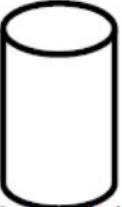


C.




2. Aşağıdaki şekillerden hangisinin simetrisi yoktur?

A.



B.



C.



3. Aşağıdaki hayvanlardan hangisinin simetrisi oluşur?

A.



B.



C.



4. Aşağıdaki çiçeklerden hangisinin simetrisi oluşur?

A.



B.



C.

