




AD:.....
SOYAD:
SINIF-NO:

1.DÖNEM
1. MATEMATİK SINAVI

DOĞRU:
YANLIŞ:
PUAN:

S-1)  Bir üçgenin iç açıları toplamı 180° dir

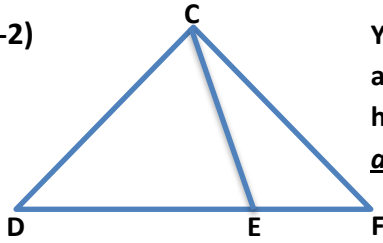
 Bütün kenarları eşit olan üçgene eşkenar üçgen denir.

 Bir açısı 120° olan üçgen dar açılı üçgendir.

Yukarıda verilen bilgilerden hangisi doğrudur?

- A)   B)  
C)   D)   

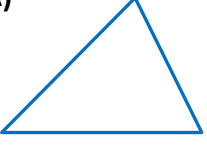
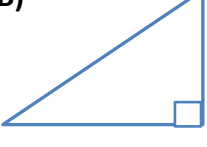
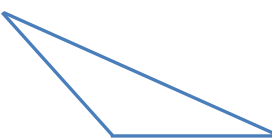
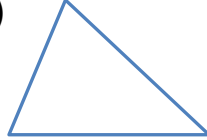
S-2)

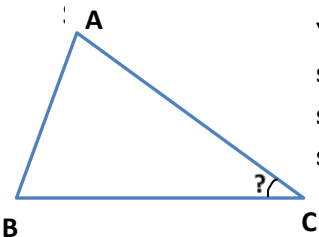


Yandaki üçgenler
aşağıdakilerden
hangisi gibi
adlandırılmaz?

- A) \widehat{CDE} B) \widehat{CEF} C) \widehat{CDF} D) \widehat{DEF}

S-3) Aşağıdaki üçgenlerden hangisi geniş açılı üçgendir?

- A)  B) 
C)  D) 







Yandaki ABC üçgeninde
 $s(A) 50^{\circ}$
 $s(B) 65^{\circ}$
 $s(C) ?$

- A) 55 B) 65 C) 70 D) 75


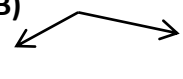


S-5)



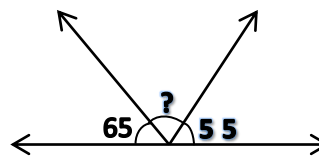
Yandaki şeklin
simetriği nasıl
olmalıdır?

- A)  B) 
C)  D) 

S-6) Aşağıdakilerden hangisi açı belirtmez?

- A)  B) 
C)  D) 

S-7)



Yandaki şekilde
"?" ile
gösterilen açının
ölçüsü kaç
olmalıdır?

- A) 50 B) 60 C) 80 D) 90


S-8)

S H P Z U

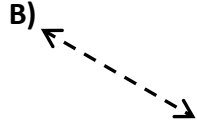
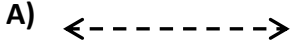
Yandaki harflerin
kaç tanesinin
simetri doğrusu
vardır?

- A) 2 B) 3 C) 4 D) 5

S-9)



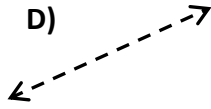
Yandaki şeklin simetri doğrusu nasıl olmalıdır?



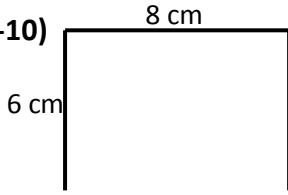
C)



D)

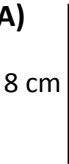


S-10)

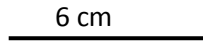


Yandaki şeklin dikdörtgen olması için verilmeyen uzunluk aşağıdakilerden hangisi olmalıdır?

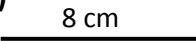
A)




B)



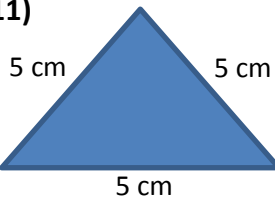
C)



D)



S-11)




Yandaki üçgen için hangisi söylenemez?


- A) Eşkenar üçgendir.
B) Tüm açıları dar açıdır.
C) İkizkenar üçgendir.
D) Çevresi 15 cm'dir.

S-12) Aşağıdaki şekillerden en fazla simetri doğrusu olan hangisidir?

A)




B)



C)



D)



S-13) Uzun kenarı 12 cm, kısa kenarı 9 cm olan dikdörtgenin çevre uzunluğu kaç cm'dir?


A) 24

B) 21

C) 32

D) 42

S-14) Yandaki açının ölçüsü aşağıdakilerden hangisi olamaz?



A) 85

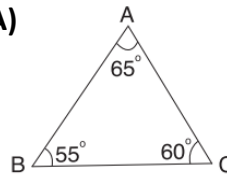
B) 79

C) 95

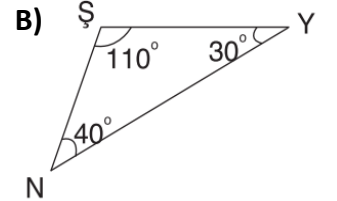
D) 68

S-15) Aşağıdaki üçgenlerin hangisinin açılarında yanlışlık vardır?

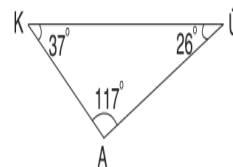
A)



B)



B)



D)

