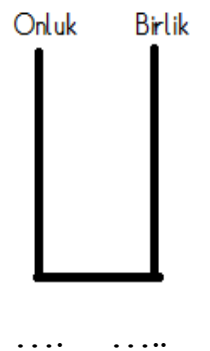
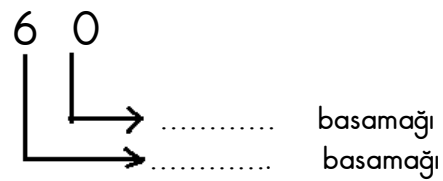

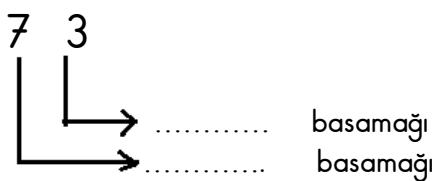
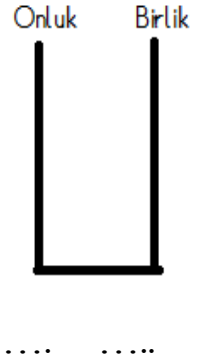
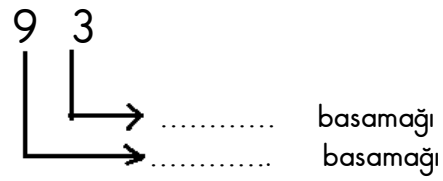
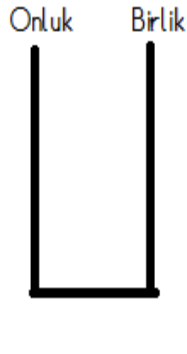
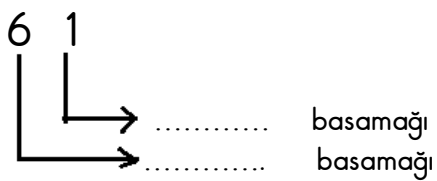
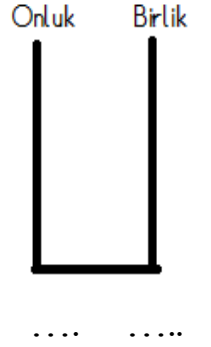
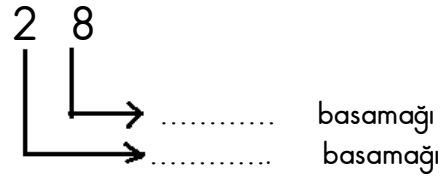
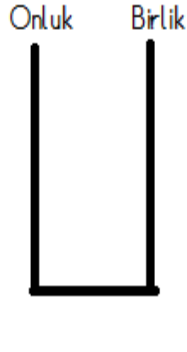
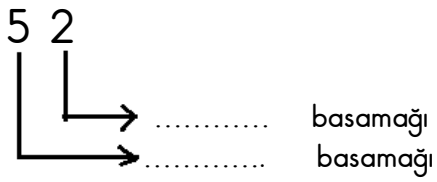
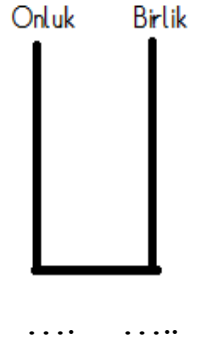
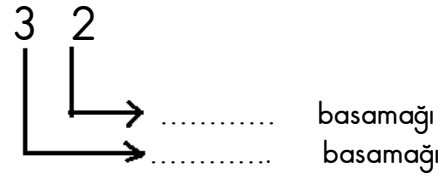
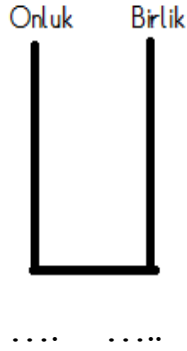
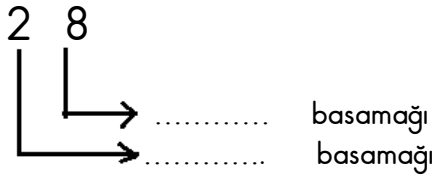
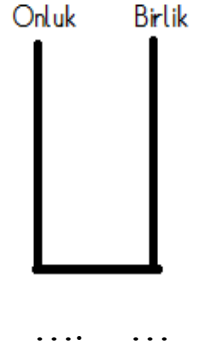
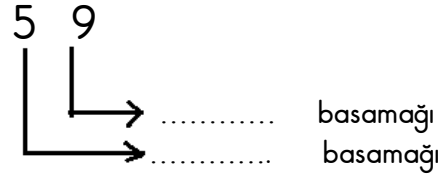
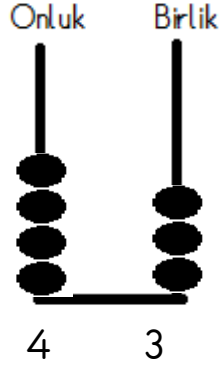
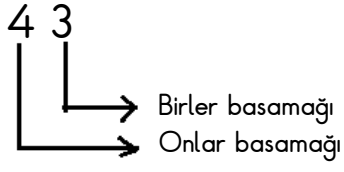


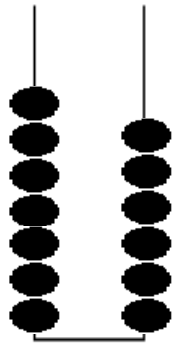
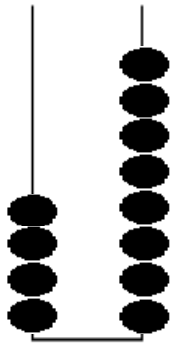
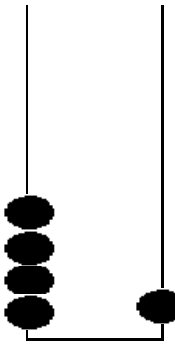
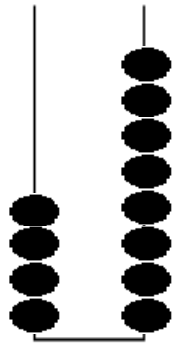
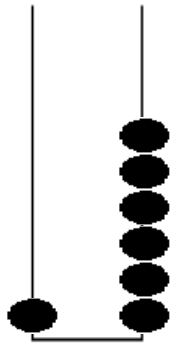
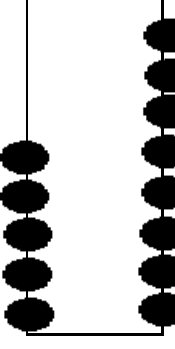
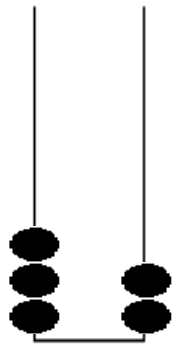
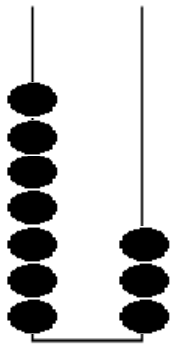

ADALET İLKOKULU 2/C SINIFI MATEMATİK ÇALIŞMA SAYFASI

1) Aşağıdaki sayıları örnekteki gibi önce basamaklarına ayırınız. Sonra da abaküste gösteriniz.

Örnek :



2) Aşağıda abaküslerde belirtilen sayıları rakamla ve yazı ile yazınız.

<p>Onluk Birlik</p>  <p>7 6 (yetmiş altı)</p>	<p>Onluk Birlik</p>  <p>..... .. (.....)</p>	<p>Onluk Birlik</p>  <p>..... .. (.....)</p>
<p>Onluk Birlik</p>  <p>..... .. (.....)</p>	<p>Onluk Birlik</p>  <p>..... .. (.....)</p>	<p>Onluk Birlik</p>  <p>..... .. (.....)</p>
<p>Onluk Birlik</p>  <p>..... .. (.....)</p>	<p>Onluk Birlik</p>  <p>..... .. (.....)</p>	<p>Onluk Birlik</p>  <p>..... .. (.....)</p>