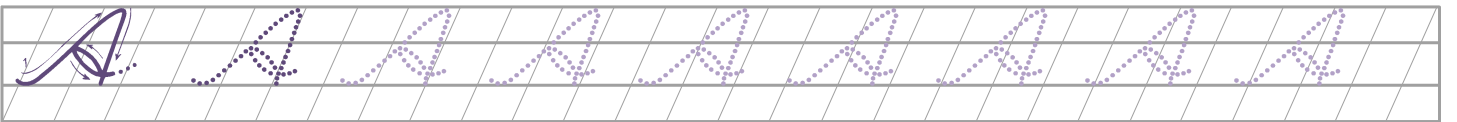
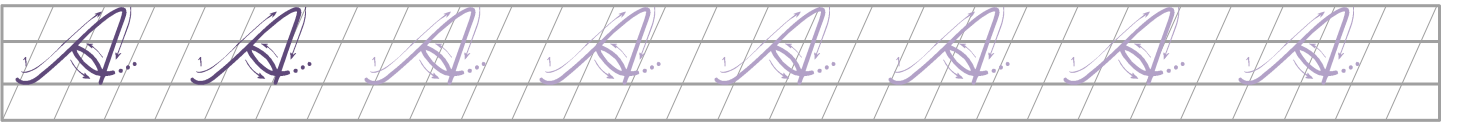

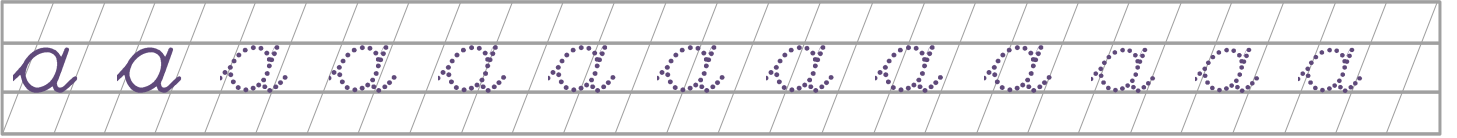
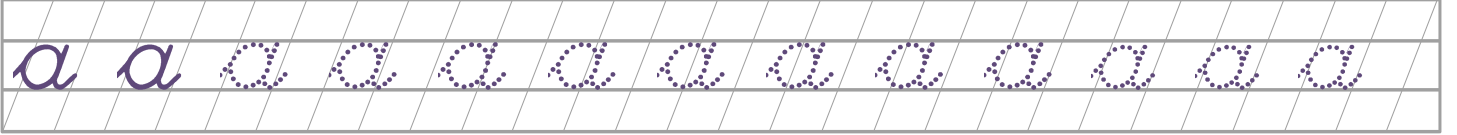
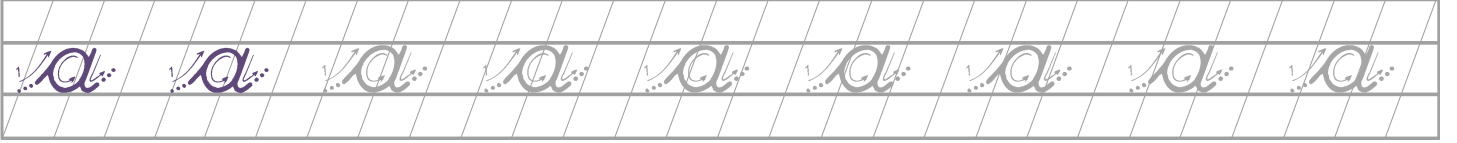




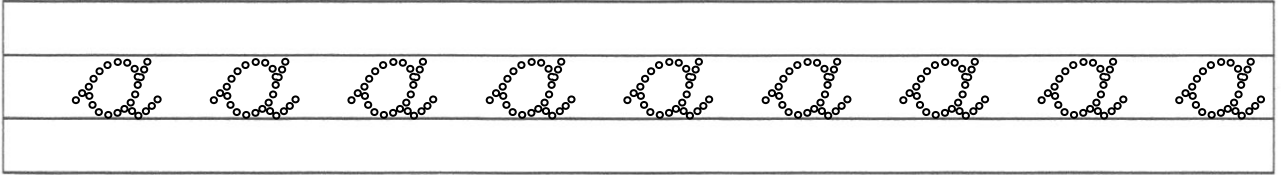
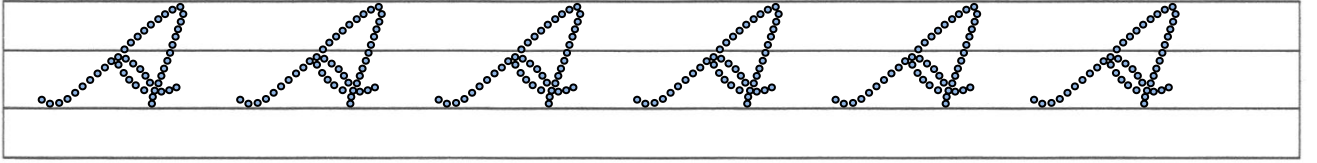
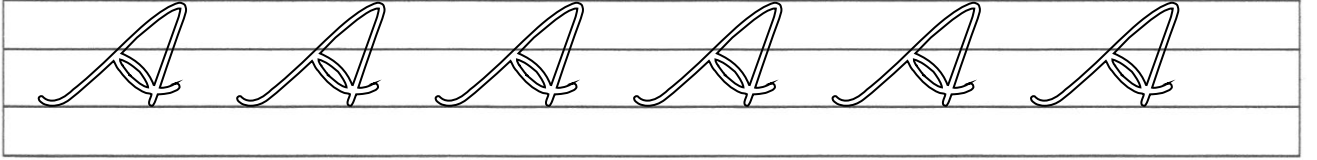


2012/2013 Eğitim-Öğretim Yılı

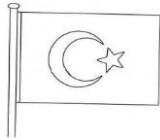
..... İlkokulu – 1 / ..... Sınıfı

\* a . harfini öğreniyorum





“ a “ harfi en başta olan varlıkları işaretleyiniz.








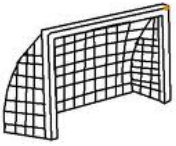
aaa aaa aaa aaa aaa

aaa aaa aaa aaa aaa

A A A A A A

A A A A A


“ a “ harfi ortada olan varlıkları işaretleyiniz.



Aa Aa Aa Aa Aa Aa

Aa Aa Aa Aa Aa Aa

“ a “ harfi en sonda olan varlıkları işaretleyiniz





aaa aaa aaa aaa aaa aaa

aaa aaa aaa aaa aaa aaa

A A A A A A A A A

A A A A A A A A A

Aa Aa Aa Aa Aa Aa

Aa Aa Aa

A A A A

aa aa aa


Aa Aa

\* a \* harfini öğreniyorum

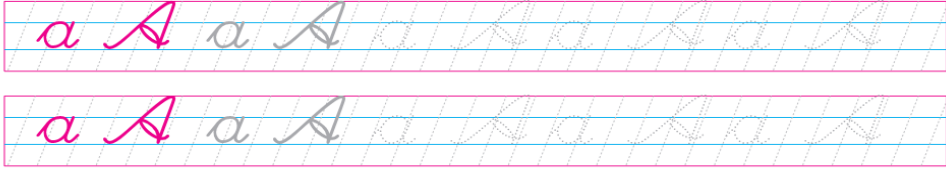






2012/2013 Eğitim-Öğretim Yılı  
..... İlkokulu - 1 / .... Sınıfı  
\* a \* harfini öğreniyorum



Satırlara "a - A" sesini yazın.



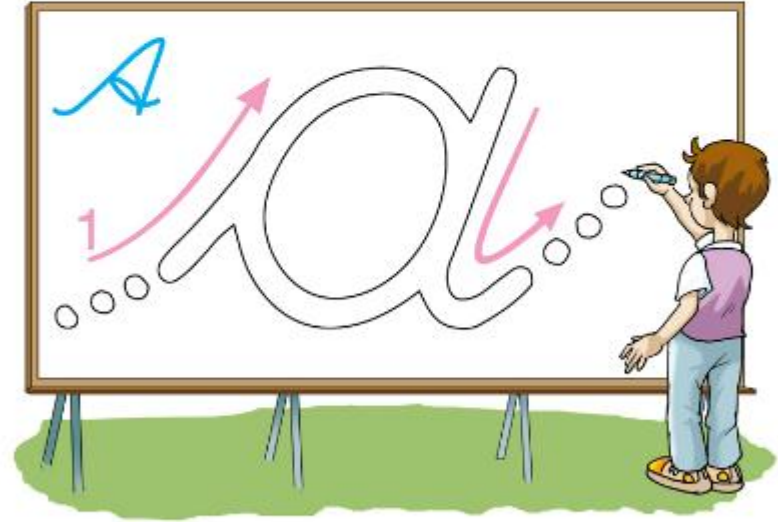
Ananasların üstündeki "a - A" sembollerin üzerinden geçin, boş ananasların üstüne de "a - A" yazın.



Adında "a" sesi bulunan varlıkların kutucuğunu işaretleyiniz.



"a" harfinin üzerinden kalemle birkaç defa geçiniz.



Noktaları birleştirilerek harfleri tamamlayınız.





2012/2013 Eğitim-Öğretim Yılı  
..... İlkokulu - 1 /..... Sınıfı  
\* a . harfini öğreniyorum

## TAMAMLAYALIM. YAZALIM



Noktaları birleştirilerek harfleri tamamlayınız. Boş bırakılan satırlara örnekteki gibi "a" harflerini yazınız.

aaa aaa aaa aaa aaa aaa

a a a a a a a a a a a a a a a a


a a a

aa aa aa aa aa aa aa aa


a A a A a A a A a A

a A

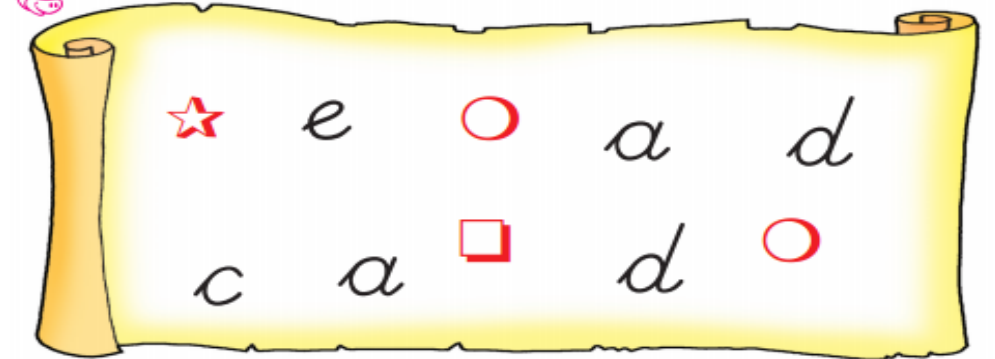
Aşağıdaki semboller arasından "a" harflerini bulup işaretleyiniz.



## Bulalım - Boyayalım



## Bulalım - Gösterelim




İçinde "a" sesi bulunan çerçevedeki resmi boyayalım.







Verilen semboller arasından "a" seslerini bulup yuvarlak içine alalım.

\* a . harfini öğreniyorum



|  |
|--|
|  |
|  |
|  |
|  |

*t*                      *l*                      *o*  
                        
*k*                      *a*                                            *a*  
*a*                      *i*                                            *a*

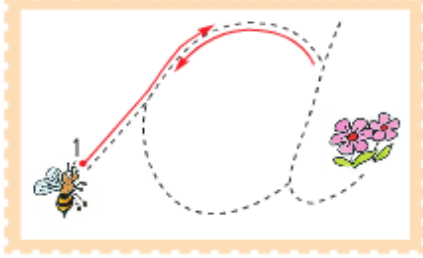
Ahmet babasıyla balığa gitti.  
Ahmet babasıyla balığa gitti.

Fakat bir tane bile balık tutamadılar.



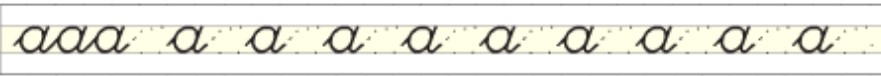





### Sesleri Yazalım




Arıyı çiçeğe ulaştıralım.



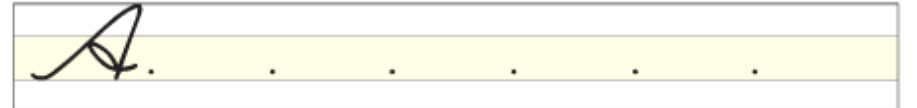




Sesin üzerinden önce  
parmağımızla, sonra  
boya kalemizle gidelim.

### Sesleri Yazalım



Çocuğu paltoya ulaştıralım.





2012/2013 Eğitim-Öğretim Yılı  
..... İlkokulu – 1 / ..... Sınıfı  
“a” harfini öğreniyorum

“a” harfini boyayalım.




“a” harfinin başta, ortada ve sonda oluşuna göre kutulara işaret koyar mısın?




ayva

|  |  |  |
|--|--|--|
|  |  |  |
|--|--|--|



kaplan

|  |  |  |
|--|--|--|
|  |  |  |
|--|--|--|




ağ

|  |  |  |
|--|--|--|
|  |  |  |
|--|--|--|



kova

|  |  |  |
|--|--|--|
|  |  |  |
|--|--|--|



ananas

|  |  |  |
|--|--|--|
|  |  |  |
|--|--|--|



para

|  |  |  |
|--|--|--|
|  |  |  |
|--|--|--|