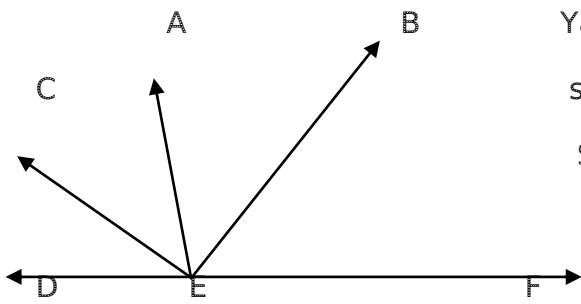


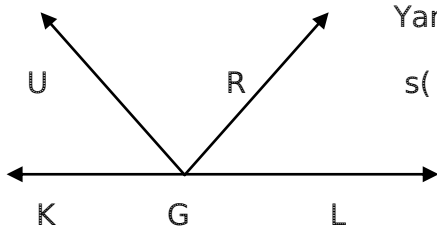
Yandaki şekilde $s(UTF)$ kaç derecedir?



Yandaki şekilde $s(CED) = 20^\circ$,

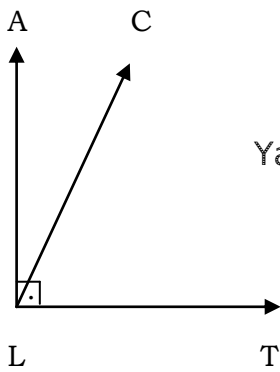
$s(AEC) = 36^\circ$ ve $s(BEF) = 82^\circ$ ise;

$S(AEB) = ?$



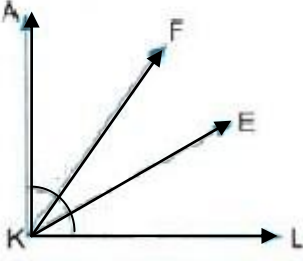
Yandaki şekilde $s(UMK) = 39^\circ$, $s(RGZ) = 88^\circ$ ise

$s(PMR) = ?$

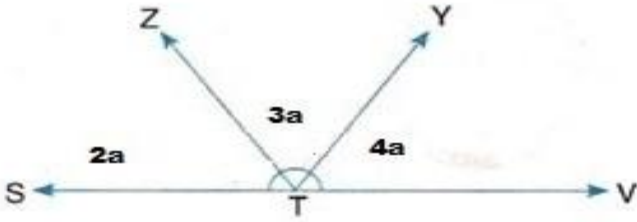


Yandaki şekilde $s(ALC) = 25^\circ$ ise $s(CLT) = ?$

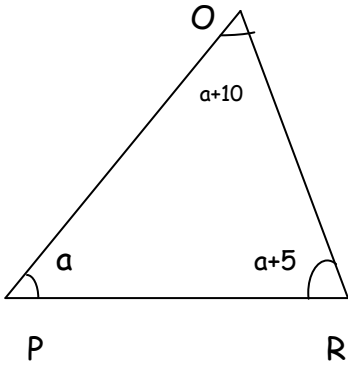
$$\widehat{AKF} = \widehat{FKF} = \widehat{FKI}$$



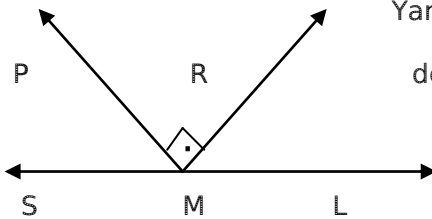
Yandaki dik
açıda EKL
açısı kaç
derecedir?



Yukarıdaki doğru açıya göre YTV açısının ölçüsü kaç derecedir?



Şekildeki $s(R)$, $s(P)$, $s(O)$ açısı kaç derecedir?



Yandaki şekilde $s(PMS) = s(RML)$ ise bu açılarının her biri kaç derecedir ?