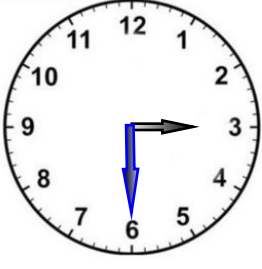


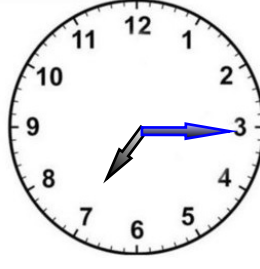
Hava henüz yeni güneşliken aşağıdaki analog saatler okunmuştur. Bunların dijital hallerini altlarına yazın.



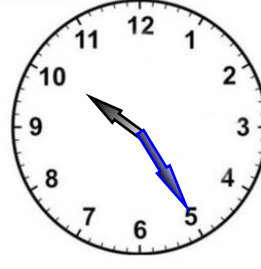
:



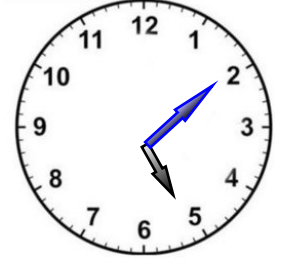
:



:

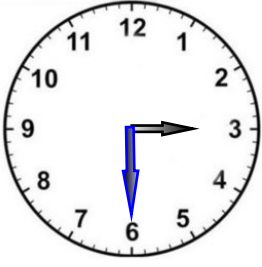


:

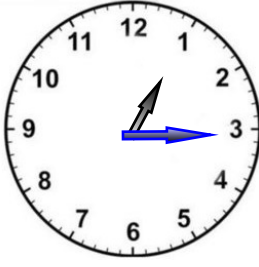


:

Vakit öğleden sonra olduğuna göre aşağıdaki analog saatlerin dijital hallerini altlarına yazın.



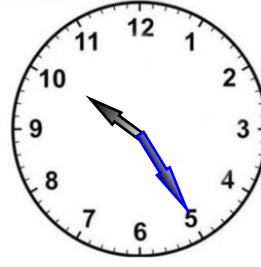
:



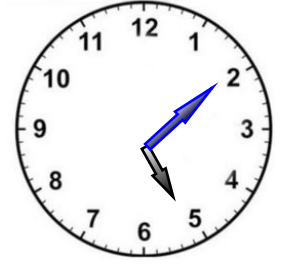
:



:

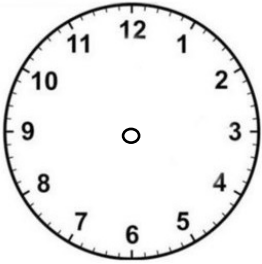


:

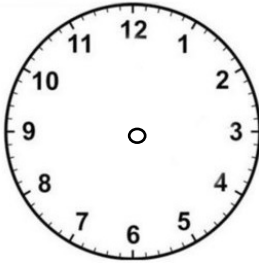


:

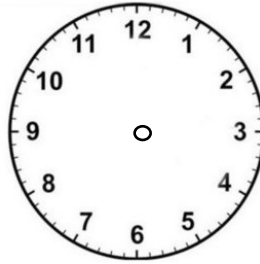
Dijital saatleri, analog saatlerde akrep ve yelkovan çizerek yazın.



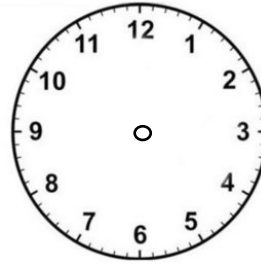
14 : 15



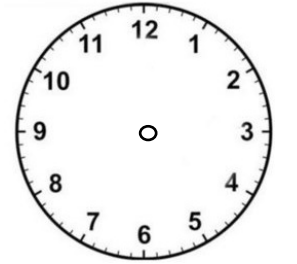
21 : 30




02 : 20




11 : 30



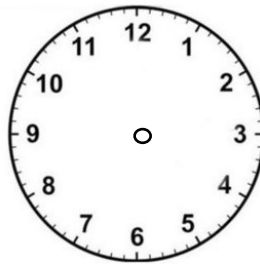
00 : 00



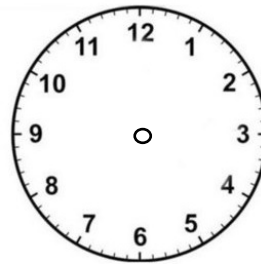
10 : 25



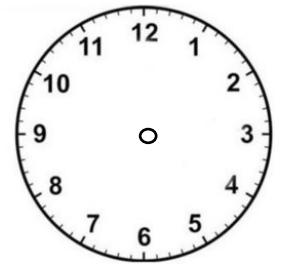
00 : 30



12 : 10



15 : 30



06 : 45

Bir gün 24 saattir.

Analog saatler 1 den 12 ye kadar olan zamanı gösterir. Sabah ve akşam diye sadece analog saate bakarak anlayamayız.

Buna karşın dijital saatler 1 den 24 e kadar olan zamanı gösterir. Bu sebeple zamanın akşam ve gündüz diye ayırabiliriz.


Saat 12 ye kadar olan zaman öğleden önce, 12 den sonraki zamana öğleden sonra diye adlandırma yaparız.

Analog saatin kısa kolu **akrep** olarak adlandırılır. Uzun kolu ise **yelkovan** olarak adlandırılır. Akrep saatleri, yelkovan dakikalari gösterir.

Yelkovan eğer 3 ü gösteriyorsa bu çeyrek olarak okunur. Eğer 6 nın üstündeyse buçuk olarak okunur.

Saat üzerinde her rakam arası beş dakikadır.

ANALOG SAAT



kısa kol = akrep

uzun kol = yelkovan

Bu analog saatin dijital halini altına yazın.

DİJİTAL SAAT



saat kısmı

dakika kısmı

