

# Dik Temel Harflerle Okuma - Yazma Öğreniyorum

2. Fasikül

L




l



SALİH ÖZENÇ

HAZIRLAYAN  
SALİH ÖZENÇ

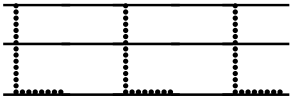
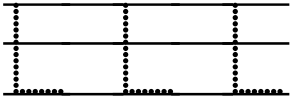
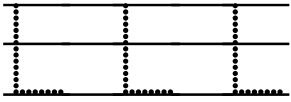
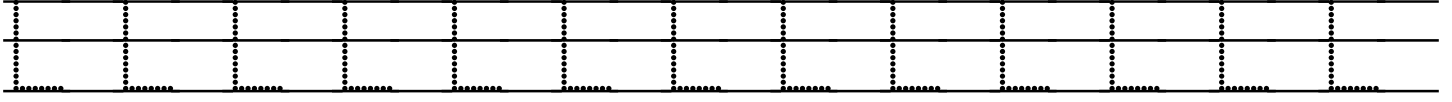
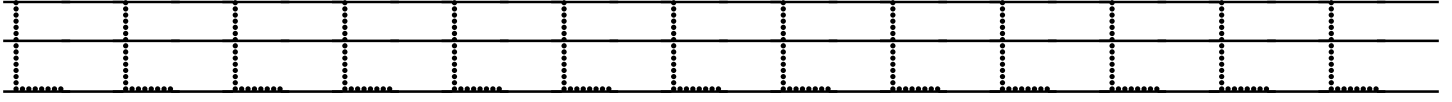


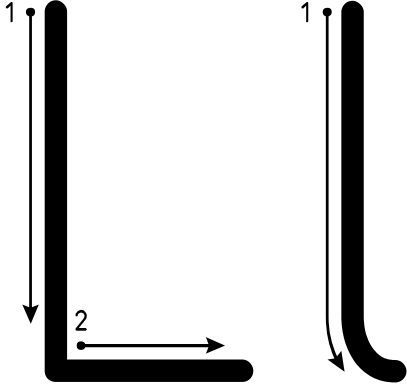
Aşağıdaki görsellerde "l" harfi başta, ortada, sonda olma durumuna göre işaretleyiniz.

☐☐☐☐☐☐☐☐☐☐☐☐☐☐☐☐☐☐☐☐☐☐☐☐☐☐☐☐☐☐☐☐☐☐☐☐

Aşağıdaki seslerden küçük "l, leri maviye, büyük "L, leri kırmızıya boyayınız.



E	l	e	B	L	i	E	l
L	e	B	l	b	e	L	B
b	l	E	B	L	b	y	l
e	B	L	l	b	L	e	S
l	i	s	e	B	E	L	l
L	E	l	s	e	L	S	E
B	l	e	L	D	B	l	b
L	s	B	e	l	E	D	L
b	l	e	L	E	l	b	e



"l, harflerinin üzerinden gidiniz. Eksik bölümleri tamamlayınız.

l l l l l l l l l l l l l l l l l l

l l l l l l l l l l l l l l l l l l

l l l l l l l l l l l l l l l l l l

l l l l l l l l l l l l l l l l l l

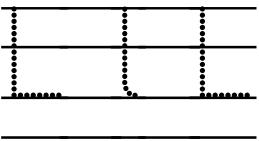
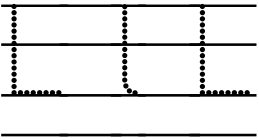
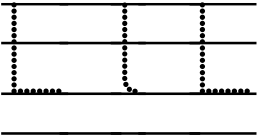
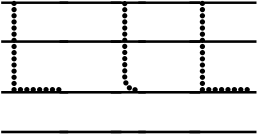
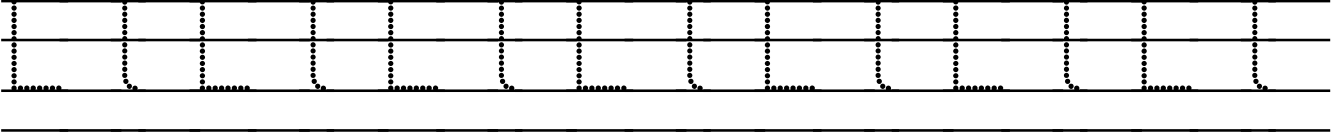
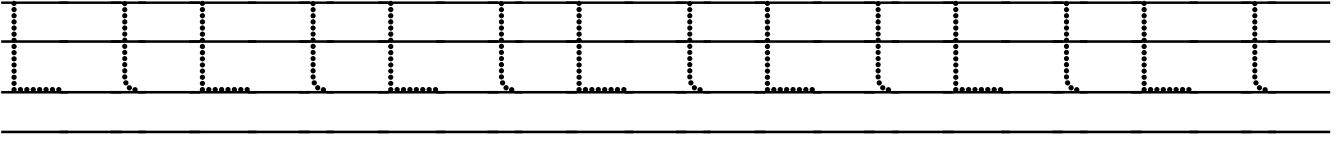
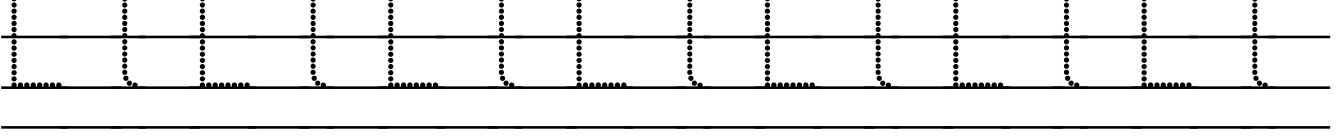
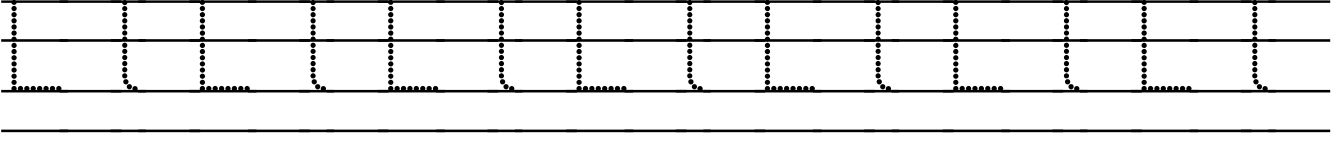
l l l

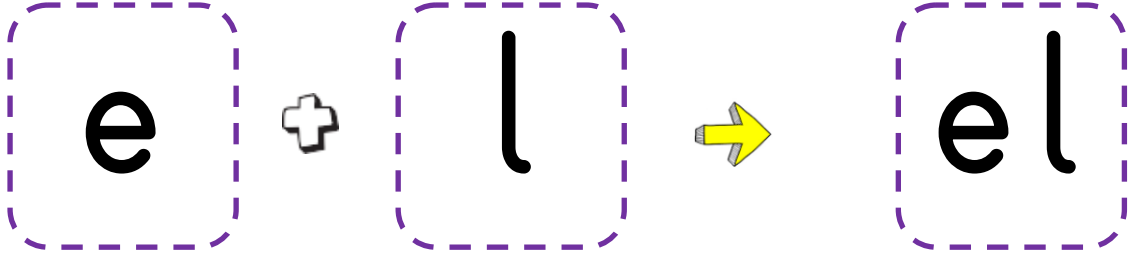
l l l

l l l

l l l

"L" harflerinin üzerinden gidiniz. Eksik bölümleri tamamlayınız.





el el el el el el el el el el el

el el el el el el el el el el el

el el el el el el el el el el el

el el el el el el el el el el el

el el

el el

el el





le le le le le le le le le le le

le le le le le le le le le le le

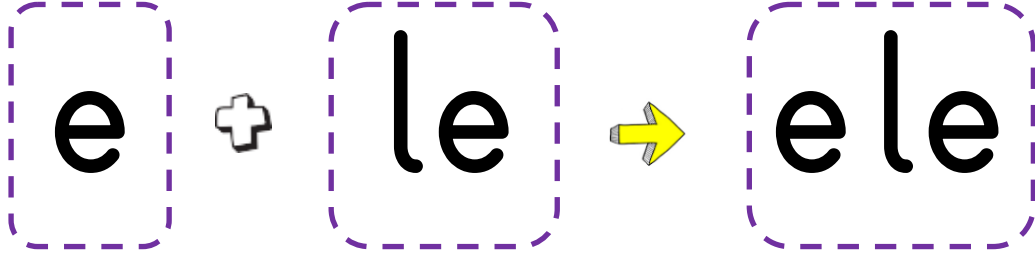
le le le le le le le le le le le

le le le le le le le le le le le

le le

le le

le le



ele ele ele ele ele ele ele ele

ele ele ele ele ele ele ele ele

ele ele ele ele ele ele ele ele

ele ele ele ele ele ele ele ele

ele ele

ele ele

ele ele

el + le → elle

elle elle elle elle elle elle

elle elle elle elle elle elle

elle elle elle elle elle elle

elle elle elle elle elle elle

elle elle

elle elle

elle elle

Aşağıdaki cümleleri on kere okuyup arka sayfaya bakmadan yazınız.



e - E

l - L

El  
El ele

