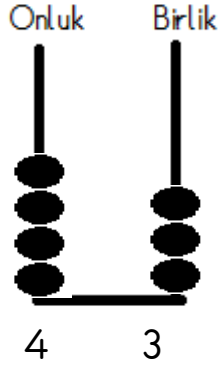
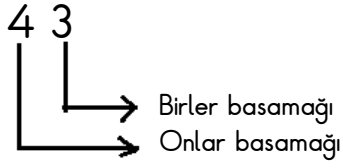


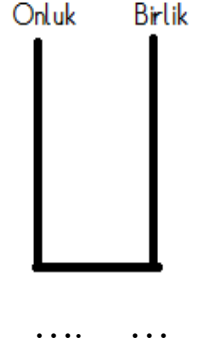
# ADALET İLKOKULU 2/A SINIFI MATEMATİK ÇALIŞMA SAYFASI

1) Aşağıdaki sayıları örnekteki gibi önce basamaklarına ayırınız. Sonra da abaküste gösteriniz.

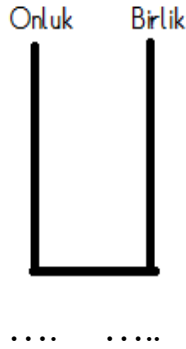
Örnek :



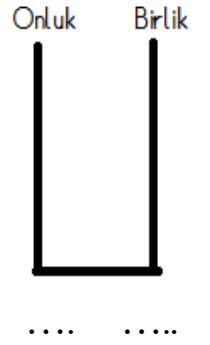
basamağı  
basamağı



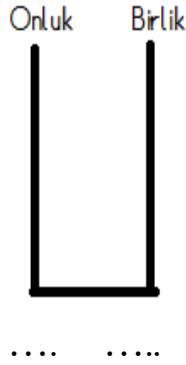
basamağı  
basamağı



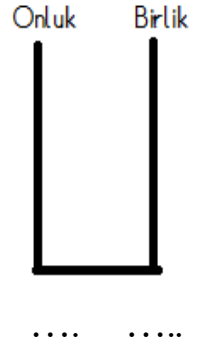
basamağı  
basamağı



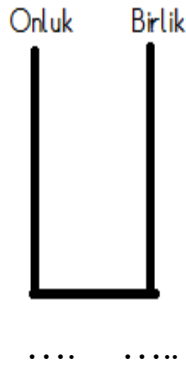
basamağı  
basamağı



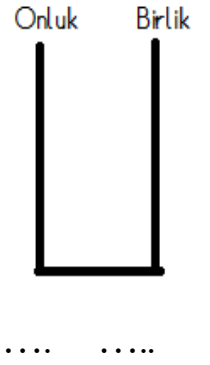
basamağı  
basamağı



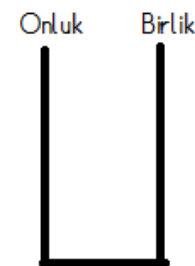
basamağı  
basamağı



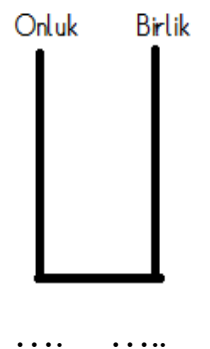
basamağı  
basamağı



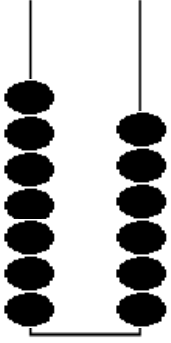
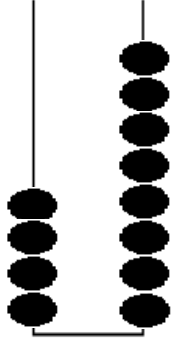
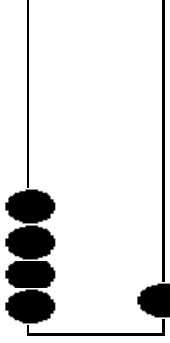
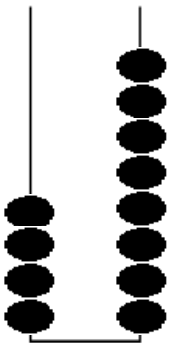
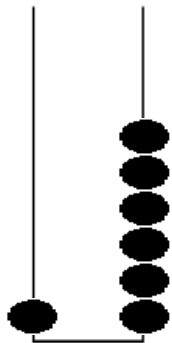

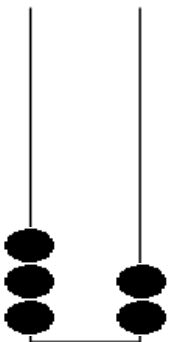
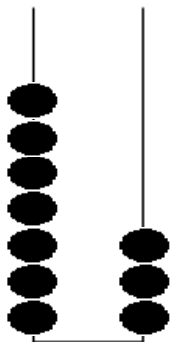

basamağı  
basamağı



basamağı  
basamağı



2) Aşağıda abaküslerde belirtilen sayıları rakamla ve yazı ile yazınız.

<p>Onluk Birlik</p>  <p>7 6 ( yetmiş altı )</p>	<p>Onluk Birlik</p>  <p>.....</p> <p>( ..... )</p>	<p>Onluk Birlik</p>  <p>.....</p> <p>( ..... )</p>
<p>Onluk Birlik</p>  <p>.....</p> <p>( ..... )</p>	<p>Onluk Birlik</p>  <p>.....</p> <p>( ..... )</p>	<p>Onluk Birlik</p>  <p>.....</p> <p>( ..... )</p>
<p>Onluk Birlik</p>  <p>.....</p> <p>( ..... )</p>	<p>Onluk Birlik</p>  <p>.....</p> <p>( ..... )</p>	<p>Onluk Birlik</p>  <p>.....</p> <p>( ..... )</p>