









Ad ve Soyad:



Birleřtirip okuyalım. Sonra alta yazalım.

ke te



ta ne



to ma



ku tu



ko nu



to ka



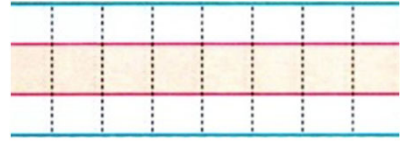
te li



et li



at la



ot la



ut ku

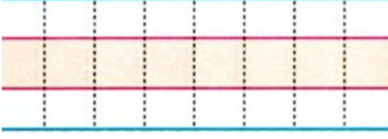


it ti



Birleřtirip okuyalım. Sonra alta yazalım.

mut lu



kut lu



man to



til ki




te kil



te kin



tel li



kat la



kut la



tak la



nu man




kat man



Okuyalım. Uygun görselle eşleştirelim.

atlet



toka



tekne



kilit



ekmek

ot




koltuk



mont




Görsellerin altına adlarını yazın.



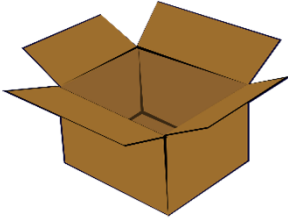
Handwriting practice lines with a yellow background and blue borders.



Handwriting practice lines with a yellow background and blue borders.



Handwriting practice lines with a yellow background and blue borders.




Handwriting practice lines with a yellow background and blue borders.



Handwriting practice lines with a yellow background and blue borders.



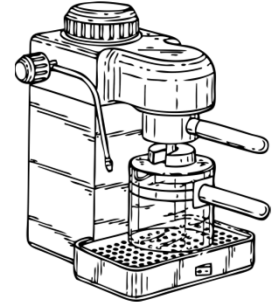
Handwriting practice lines with a yellow background and blue borders.



Handwriting practice lines with a yellow background and blue borders.




Handwriting practice lines with a yellow background and blue borders.



Handwriting practice lines with a yellow background and blue borders.



Handwriting practice lines with a yellow background and blue borders.



Handwriting practice lines with a yellow background and blue borders.



Handwriting practice lines with a yellow background and blue borders.

Cümleleri 3 defa okuyup alt tarafa 1 defa yazalım.

Kutu kutu elma al.

A set of three horizontal lines for handwriting practice. The top line is blue, the middle line is red, and the bottom line is blue. The area between the middle and bottom lines is divided into vertical columns by dashed lines, with a solid red line running through the center of each column.

Umut anneme ilet.

A set of three horizontal lines for handwriting practice. The top line is blue, the middle line is red, and the bottom line is blue. The area between the middle and bottom lines is divided into vertical columns by dashed lines, with a solid red line running through the center of each column.

Emine keki tat.

A set of three horizontal lines for handwriting practice. The top line is blue, the middle line is red, and the bottom line is blue. The area between the middle and bottom lines is divided into vertical columns by dashed lines, with a solid red line running through the center of each column.

Tuna toka kime?

A set of three horizontal lines for handwriting practice. The top line is blue, the middle line is red, and the bottom line is blue. The area between the middle and bottom lines is divided into vertical columns by dashed lines, with a solid red line running through the center of each column.

Nineme tane tane anlat.

A set of three horizontal lines for handwriting practice. The top line is blue, the middle line is red, and the bottom line is blue. The area between the middle and bottom lines is divided into vertical columns by dashed lines, with a solid red line running through the center of each column.

Cümleleri 3 defa okuyup alt tarafa 1 defa yazalım.

Talat o ata atla.

Handwriting practice lines for the sentence 'Talat o ata atla.' The lines consist of a top blue line, a middle red line, and a bottom blue line. The area between the middle red line and the bottom blue line is shaded yellow and contains vertical dashed lines for letter tracing.

Tuna toka takma.

Handwriting practice lines for the sentence 'Tuna toka takma.' The lines consist of a top blue line, a middle red line, and a bottom blue line. The area between the middle red line and the bottom blue line is shaded yellow and contains vertical dashed lines for letter tracing.

İki etli ekmek al.

Handwriting practice lines for the sentence 'İki etli ekmek al.' The lines consist of a top blue line, a middle red line, and a bottom blue line. The area between the middle red line and the bottom blue line is shaded yellow and contains vertical dashed lines for letter tracing.

O tank kimin?

Handwriting practice lines for the sentence 'O tank kimin?'. The lines consist of a top blue line, a middle red line, and a bottom blue line. The area between the middle red line and the bottom blue line is shaded yellow and contains vertical dashed lines for letter tracing.

Naneli keki tatma.

Handwriting practice lines for the sentence 'Naneli keki tatma.' The lines consist of a top blue line, a middle red line, and a bottom blue line. The area between the middle red line and the bottom blue line is shaded yellow and contains vertical dashed lines for letter tracing.

Aşağıdaki metni her gün 5 defa okuyalım.

Alma.

Tuna atma.

Tuna keki atma.

Tuna naneli keki atma.

Tuna iki naneli keki atma.

Tuna iki kutu naneli keki atma.

Tuna iki naneli keki atma.

Tuna naneli keki atma.

Tuna keki atma.

Tuna atma.

Atma.