

4. SINIF 6. ÜNİTE

ÇALIŞMA FASİKÜLÜ

İNGİLİZCE





T.C. MİLLÎ EĐİTİM BAKANLIĐI

Bu alıřma fasik l ;
 lme, Deęerlendirme ve Sınav Hizmetleri Genel M d rl ę  tarafından,

Adana  lme Deęerlendirme Merkezi,
Adıyaman  lme Deęerlendirme Merkezi,
Aksaray  lme Deęerlendirme Merkezi,
Aydın  lme Deęerlendirme Merkezi,
Bartın  lme Deęerlendirme Merkezi,
Eskiřehir  lme Deęerlendirme Merkezi,
Hatay  lme Deęerlendirme Merkezi,
Karaman  lme Deęerlendirme Merkezi,
Mardin  lme Deęerlendirme Merkezi,
Muř  lme Deęerlendirme Merkezi,
Rize  lme Deęerlendirme Merkezi,
Sakarya  lme Deęerlendirme Merkezi,
Sivas  lme Deęerlendirme Merkezi,
Tekirdaę  lme Deęerlendirme Merkezi,
Van  lme Deęerlendirme Merkezinin

katkılarıyla hazırlanmıřtır.

Bu alıřma fasik l n n dizgi ve tasarımı,
Muř  lme Deęerlendirme Merkezi tarafından yapılmıřtır.



İSTİKLÂL MARŞI

Korkma, sönmez bu şafaklarda yüzen al sancak;
Sönmeden yurdumun üstünde tüten en son ocak.
O benim milletimin yıldızıdır, parlayacak;
O benimdir, o benim milletimindir ancak.

Çatma, kurban olayım, çehreni ey nazlı hilâl!
Kahraman ırkıma bir gül! Ne bu şiddet, bu celâl?
Sana olmaz dökülen kanlarımız sonra helâl.
Hakkıdır Hakk'a tapan milletimin istiklâl.

Ben ezelden beridir hür yaşadım, hür yaşarım.
Hangi çılgın bana zincir vuracakmış? Şaşarım!
Kükremiş sel gibiyim, bendimi çiğner, aşarım.
Yırtarım dağları, enginlere sığmam, taşarım.

Garbın âfâkını sarmışsa çelik zırhlı duvar,
Benim iman dolu göğsüm gibi serhaddim var.
Ulusun, korkma! Nasıl böyle bir imanı boğar,
Medeniyet dediğin tek dişi kalmış canavar?

Arkadaş, yurduma alçakları uğratma sakın;
Siper et gövdeni, dursun bu hayâsızca akın.
Doğacaktır sana va'dettiği günler Hakk'ın;
Kim bilir, belki yarın, belki yarından da yakın.

Bastığın yerleri toprak diyerek geçme, tanı:
Düşün altındaki binlerce kefensiz yatanı.
Sen şehit oğlusun, incitme, yazıktır, atanı:
Verme, dünyaları alsan da bu cennet vatanı.

Kim bu cennet vatanın uğruna olmaz ki feda?
Şüheda fışkıracak toprağı sıksan, şüheda!
Cânı, cânânı, bütün varımı alsın da Huda,
Etmesin tek vatanımdan beni dünyada cüda.

Ruhumun senden İlahî, şudur ancak emeli:
Değmesin mabedimin göğsüne nâmahrem eli.
Bu ezanlar -ki şehadetleri dinin temeli-
Ebedî yurdumun üstünde benim inlemeli.

O zaman vecd ile bin secde eder -varsa- taşım,
Her cerîhamdan İlahî, boşanıp kanlı yaşım,
Fışkırır ruh-ı mücerret gibi yerden na'şım;
O zaman yükselerek arşa değer belki başım.

Dalgalan sen de şafaklar gibi ey şanlı hilâl!
Olsun artık dökülen kanlarımın hepsi helâl.
Ebediyyen sana yok, ırkıma yok izmihlâl;
Hakkıdır hür yaşamış bayrağımın hürriyyet;
Hakkıdır Hakk'a tapan milletimin istiklâl!

Mehmet Âkif Ersoy


GENÇLİĞE HİTABE

Ey Türk gençliği! Birinci vazifen, Türk istiklâlini, Türk Cumhuriyetini, ilelebet muhafaza ve müdafaa etmektir.

Mevcudiyetinin ve istikbalinin yegâne temeli budur. Bu temel, senin en kıymetli hazinendir. İstikbalde dahi, seni bu hazineden mahrum etmek isteyecek dâhilî ve hâricî bedhahların olacaktır. Bir gün, istiklâl ve cumhuriyeti müdafaa mecburiyetine düşersen, vazifeye atılmak için, içinde bulunacağın vaziyetin imkân ve şeraitini düşünmeyeceksin! Bu imkân ve şerait, çok namûsait bir mahiyette tezahür edebilir. İstiklâl ve cumhuriyetine kastedecek düşmanlar, bütün dünyada emsali görülmemiş bir galibiyetin mümessili olabilirler. Cebren ve hile ile aziz vatanın bütün kaleleri zapt edilmiş, bütün tersanelerine girilmiş, bütün orduları dağıtılmış ve memleketin her köşesi bilfiil işgal edilmiş olabilir. Bütün bu şeraitten daha elîm ve daha vahim olmak üzere, memleketin dâhilinde iktidara sahip olanlar gaflet ve dalâlet ve hattâ hıyanet içinde bulunabilirler. Hattâ bu iktidar sahipleri şahsî menfaatlerini, müstevlîlerin siyasî emelleriyle tevhit edebilirler. Millet, fakr u zaruret içinde harap ve bîtap düşmüş olabilir.


Ey Türk istikbalinin evlâdı! İşte, bu ahval ve şerait içinde dahi vazifen, Türk istiklâl ve cumhuriyetini kurtarmaktır. Muhtaç olduğun kudret, damarlarındaki asil kanda mevcuttur.

Mustafa Kemal Atatürk



MUSTAFA KEMAL ATATÜRK

1. Look at the picture.




There is a green car - - - - the bus.

Choose the correct one.

- A) under
- B) in front of
- C) behind
- D) on

2. Look at the picture and read the dialogue.







Sue : - - - - ?

Ali : It's in front of the car.

Choose the correct one to complete the dialogue.

- A) What is the cat
- B) Where is the cat
- C) How is the cat
- D) When is the cat


3. Look at the pictures and read the sentences.

I	II	III	IV
The balloon is under the dog.	The balloon is behind the dog.	The balloon is in front of the dog.	The balloon is near the dog.
			

According to the pictures, which one is **WRONG**?

- A) I B) II C) III D) IV

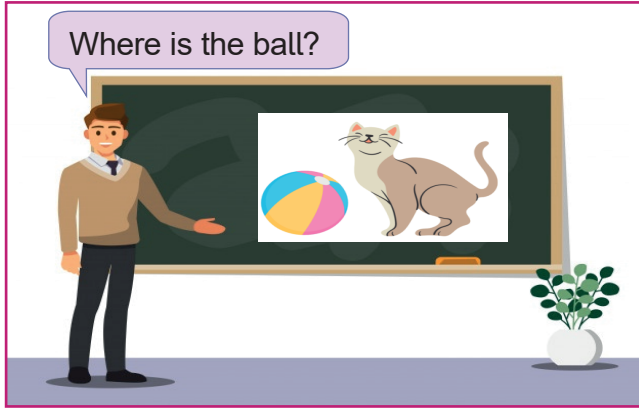
4. Look at the picture.



Which sentence is **WRONG** according to the picture?

- A) Our car is behind the tree.
B) The ball is in front of my dog, Lotus.
C) I like flying a kite. I am in front of my uncle.
D) My cat, Cotton is under the tree.

5. Look at the picture and read the sentences.



Sandy : The ball is behind the cat.

Tom : The ball is in front of the cat.

Beatrice : The ball is on the cat.

George : The ball is under the cat.

Whose answer is correct according to the picture?

A) Sandy

B) Tom

C) Beatrice

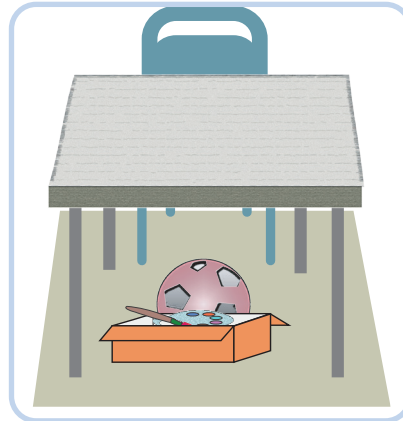
D) George

6. Look at the picture and read the dialogue.

Jack : Mommy! Where is my ball?

Mum : Your ball is - - - .

Jack : Thank you, mum.



Which sentence is WRONG according to the picture?

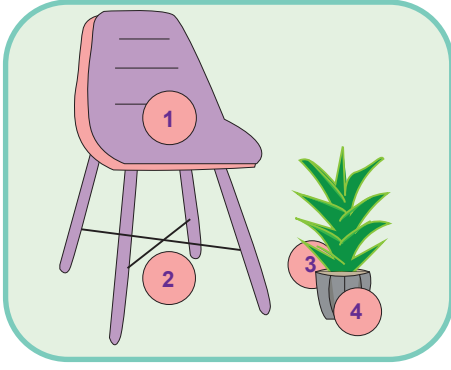
A) in the palette

B) under the table

C) behind the box

D) in front of the chair

7. Look at the picture and read the sentence.



The cat is behind the plant and near the chair.

Which place is correct for the cat in the picture?

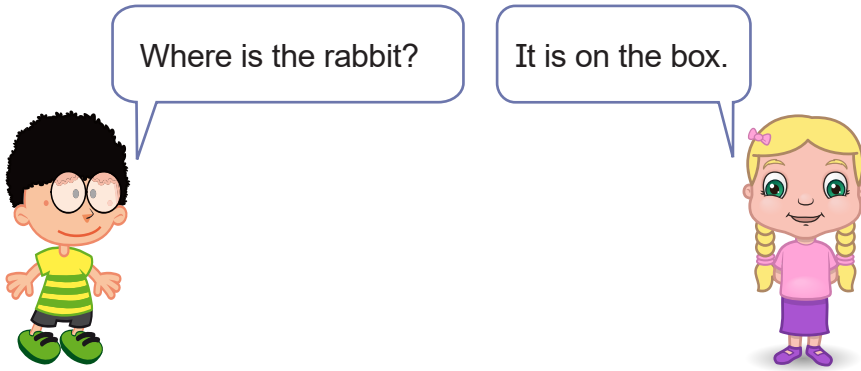
A) 1

B) 2

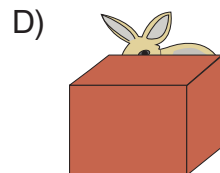
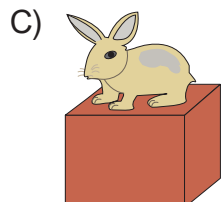
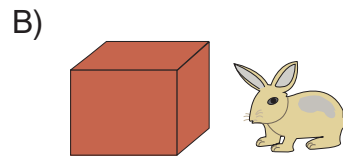

C) 3

D) 4

8. Read the dialogue.



Choose the correct picture according to the dialogue.



9. Look at the picture and read the dialogue.




Jack : Where is my bag?

Mother : - - - - .

Choose the correct one.

- A) It is near the chair
- B) It is under the chair
- C) It is on the chair
- D) It is behind the chair

10. Look at the picture.



Choose the correct option.

- A) The cat is in front of the table.
The dog is near the table.
- B) The cat is near the table.
The dog is behind the table.
- C) The cat is behind the table.
The dog is on the table.
- D) The cat is on the table.
The dog is under the table.

11. Look at the picture and read the question.




What is she doing?

Choose the correct one.

- A) She is folding a paper.
- B) She is planting trees.
- C) She is mixing the paints.
- D) She is playing with her toy.

12. Look at the picture and read the sentence.



The rabbit is - - - - the table.

Choose the correct option.

- A) in front of
- B) behind
- C) under
- D) on

13. Read the speech bubble.

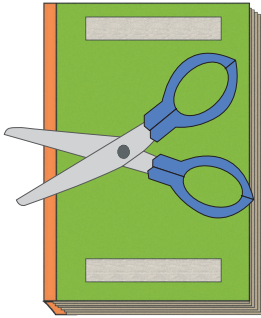


Hello! I'm Turgut. I love my school. We have a science laboratory and do experiments there. We are mixing the colours today.

Which one is correct?

- A) They are drawing pictures today.
- B) They do experiments in the laboratory.
- C) They like singing in the Music class.
- D) Turgut's favourite colour is purple.


14. Look at the picture.



Choose the correct one.

- A) The scissors are on the book.
- B) The scissors are under the book.
- C) The scissors are behind the book.
- D) The scissors are near the book.

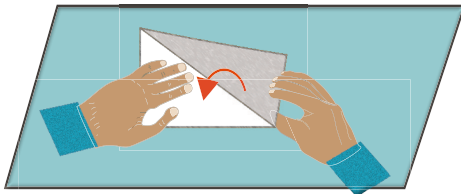
15. Read the dialogue.



Choose the correct option.

- A) mix black and white
- B) mix blue and yellow
- C) mix red and yellow
- D) mix red and white

16. Look at the picture.

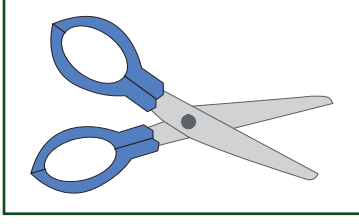


- - - - the paper.

Choose the correct option to complete the sentence.

- A) Fold
- B) Pour
- C) Mix
- D) Water

17. Look at the picture.



Use - - - - to cut the paper.

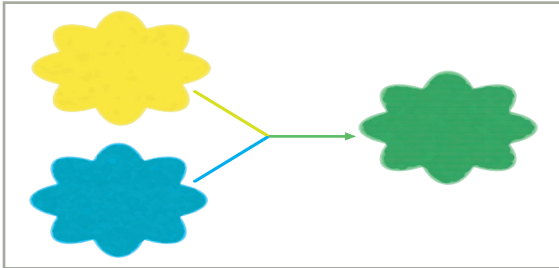
Choose the correct option.

- A) brush B) water C) scissors D) paper

18. What is “experiment” in Turkish?

- A) bilim B) bilim insanı
C) deney D) gözlük

19. Look at the picture.




Mix yellow and blue, you get - - - - .

Choose the correct one.

- A) red B) orange C) brown D) green

20. Look at the picture.



Choose the correct option.

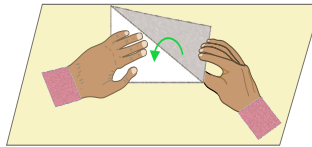
- A) Mix the paints.
- B) Do an experiment.
- C) Water the plants.
- D) Fold the paper.

21. Look at the pictures and read the instructions.

I - Plant the seeds.




II - Fold the paper.



III - Pour some water.



IV - Do an experiment.



Which option is NOT correct?

- A) I
- B) II
- C) III
- D) IV

22. Read the dialogue.



Hi, Arda. Let's do an experiment.


Well, we need a pair of scissors, a glass, a ruler, crayons, and a bottle.

OK, what do we need?




Which of the following DO NOT they need?

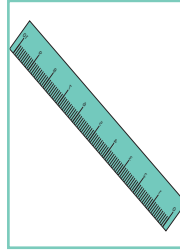
A)




B)



C)



D)



23. Look at the picture.



Choose the correct one.

- A) Cut the paper.
- B) Plant the tree.
- C) Do an experiment.
- D) Water the flower.

24. Read the dialogue and look at the list.



Tom : Hi, Ayşe. What are you doing?

Ayşe : Hello, Tom. I'm doing an experiment.
Can you help me?

Tom : OK. What do you need?

Ayşe : Here is the list.

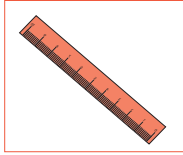
What do we need?	Yes	No
scissors	✓	
ruler		✓
bottle	✓	
magnet		✓
glue		✓
paperclip	✓	

Which of the following do Ayşe and Tom need?


A)




B)



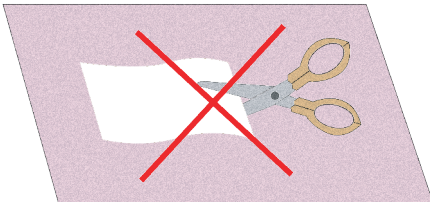
C)



D)



25. Look at the picture.



Choose the correct option.

- A) Don't plant a tree.
- B) Don't mix the paints.
- C) Don't cut the paper.
- D) Don't fold the paper.

26. Read the dialogue.

Selim : Can I join your experiment group?

Teacher : Sure. You can help me. I need a magnet.

Selim : Sorry! What is “magnet” in Turkish?

Teacher : - - - - .

Choose the correct one to complete the dialogue.

A) Kâğıt havlu

B) Mıknatıs

C) Pusula

D) Bardak

27. The students are doing some experiments. Read the sentences.

Diana : I can cut the paper.

Lucas : I can plant flowers.

Emma : I can mix the paints.


William : I can fold the paper.

Which picture is **WRONG**?

A)



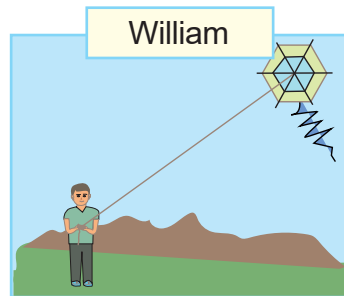
B)




C)



D)



28. Look at the picture.



Where is the dog?

Choose the correct answer.

- A) It is under the table.
- B) It is on the table.
- C) It is in front of the table.
- D) It is in the table.

29. Read the sentence.

The brush is behind the bottle.

Choose the correct answer.

A)



B)




C)



D)



30. Look at the colours and read the words.



Mix




the paper



Shake



the paints

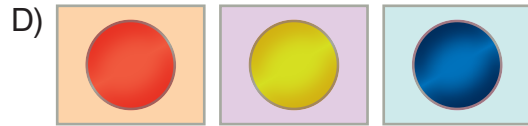
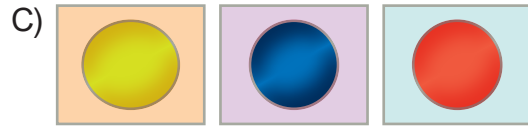
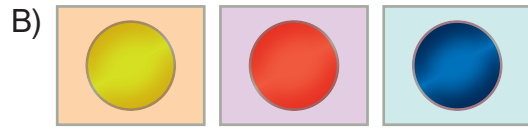
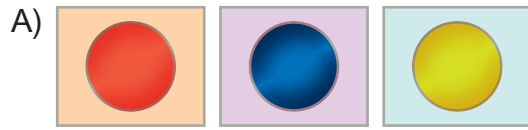


Fold



the bottle

Which of the matchings is correct?




31. Look at the pictures and fill in the blanks.

Where is the sun?




It is the cloud.




It is the cloud.



It is the cloud.

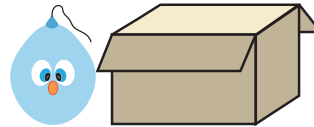


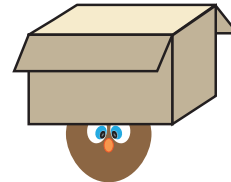




It is the cloud.




It is the cloud.

32. Look at the pictures and answer the questions.




- 1- Where is the red balloon? It is in the box.
- 2- Where is the blue balloon?
- 3- Where is the yellow balloon?
- 4- Where is the purple balloon?
- 5- Where is the brown balloon?
- 6- Where is the green balloon?



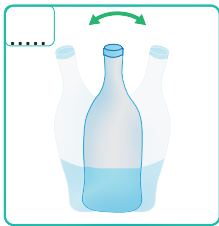
33. Look at the pictures and the list of the “Magic Balloon” experiment.

Magic balloon experiment	
<p><u>You need:</u></p> <ul style="list-style-type: none">- one balloon- a glass of water- a bottle- a lemon- baking soda	



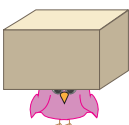

Read the instructions. Match the instructions with the pictures.




- 1- First pour a glass of water to the bottle.
- 2- Add one teaspoon of baking soda to the water.
- 3- Shake the bottle.
- 4- Add some lemon juice.
- 5- Place the balloon on the bottle.



34. Look at the pictures. Fill in the blanks with the correct words.


	1- The bird is the box.
	2- The bird is the box.
	3- The bird is the box.
	4- The bird is the box.

35. Look at the picture and read the sentences. Write TRUE or FALSE.




- 1- The fish is in the fish tank.
- 2- The ball is on the chair.
- 3- There is a glass in front of the bottle.
- 4- There is a turtle in front of the table.
- 5- There is a chair near the table.
- 6- There is a flower behind the chair.
- 7- The chair is on the ball.
- 8- The fish is behind the chair.
- 9- There is a ball in the box.
- 10- There is a box behind the chair.

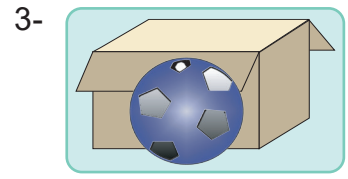
36. Look at the pictures and answer the questions.




Where are the eggs?
.....




Where is the turtle?
.....



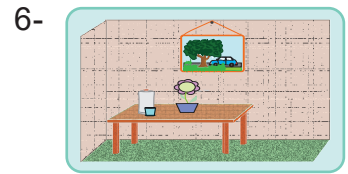
Where is the ball?
.....



Where is the bottle?
.....




Where is the fish tank?
.....



Where is the picture?
.....

37. Read the speech bubble.



Hi, my name is Elif. I have got a cat. Its name is Tekir. In the morning, it sleeps on the sofa, but in the afternoon, it stays under the chair. In the evening, it rests near the armchair. Lastly, it sleeps near my bed at night.

Answer the questions.

1- Where does the cat sleep in the morning?

.....

2- When does the cat stay under the chair?

.....

3- Where does the cat rest in the evening?

.....

4- What is the cat's name?

.....

38. Look at the pictures and read the sentences. Circle the correct option.



1- The rabbit is **in front of** / **behind** the hat.



2- The rabbit is **under** / **behind** the hat.



3- The rabbit is **on** / **under** the hat.



4- The rabbit is **near** / **in** the hat.

39. Read the sentences. Circle the correct option.

1- You are in the classroom and it is cold. What can you say?

- a) Open the windows and the door. b) Close the windows and the door.**

2- You see lots of rubbish in the classroom. What can you say?

- a) Put the rubbish into the dustbin. b) Put the rubbish under your desks.**

3- Students are making noise. What can you say?

- a) Please don't make noise. b) Make lots of noise, please.**

4- Some students are chatting and they are not listening to the teacher. What can you say?

- a) Be quiet and open your books. b) Be quiet and listen to the teacher.**

40. Look at the pictures and read the sentences. Write TRUE or FALSE.




1- The owl is in front of the box.



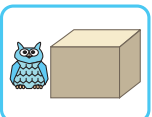
2- The owl is on the box.



3- The owl is in the box.



4- The owl is under the box.

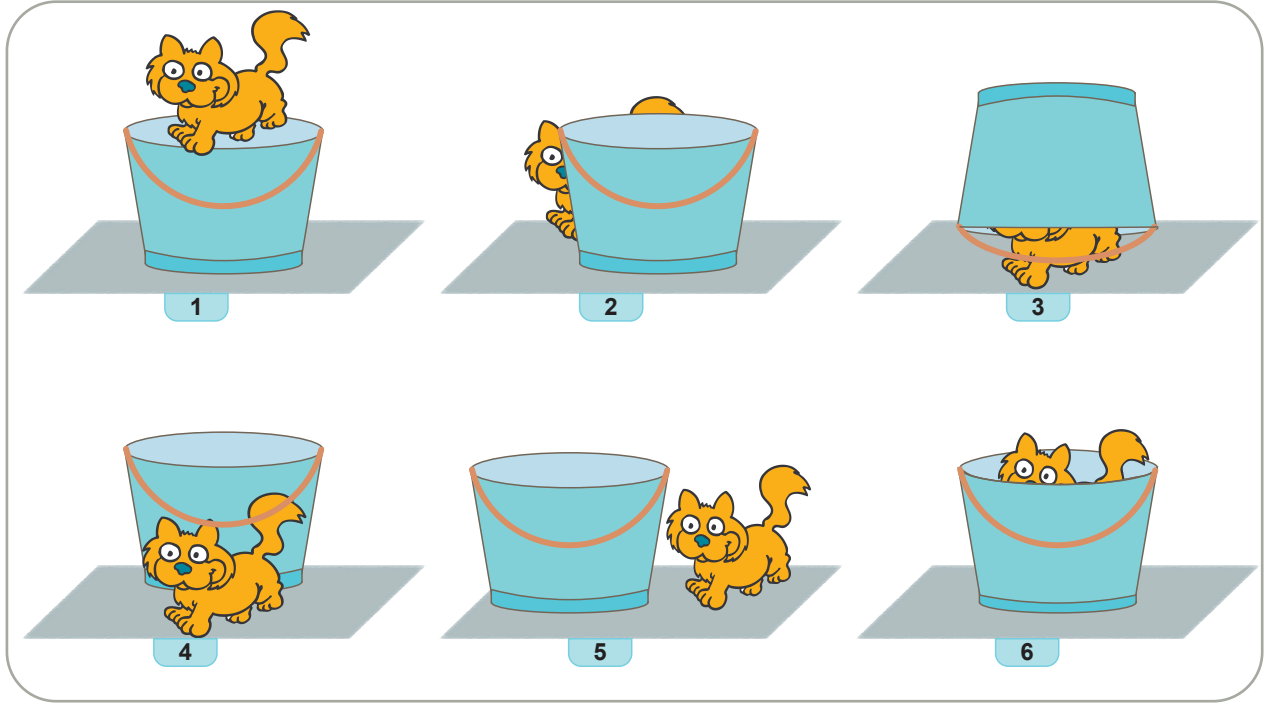


5- The owl is near the box.




6- The owl is behind the box.

41. Look at the pictures. Complete the crossword puzzle.



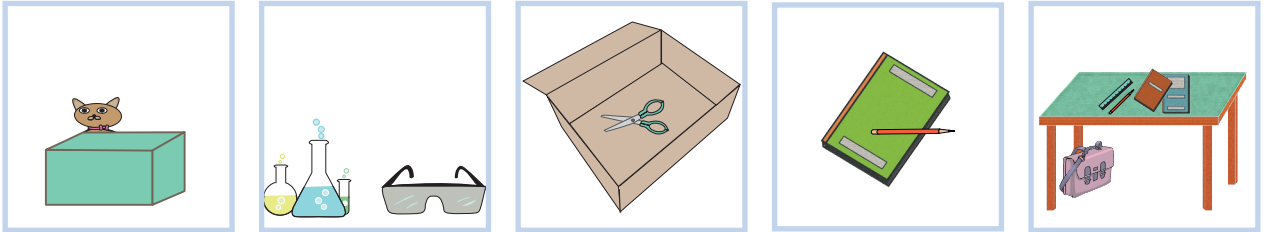
Where is the cat?



42. Rewrite the sentences. Use "Don't".

- 1- Water the plant. Don't water the plant.
- 2- Fold the paper.
- 3- Freeze it.
- 4- Brush it.
- 5- Cut this paper.
- 6- Plant the flower.

43. Look at the pictures and read the sentences.



Write TRUE or FALSE.

- 1- The pencil is under the book.
- 2- The goggles are near the bottles.
- 3- The scissors are in the box.
- 4- The school bag is on the desk.
- 5- The cat is behind the box.

44. Read the text. Write TRUE or FALSE.




Hello! My name is Akif. I am twelve years old. I am a student. I want to be a scientist. My favourite subject is Science. I like doing experiments very much, and I can do different experiments. I can mix the paints, shake the bottle, fold and cut the papers. What about you? Do you like experiments?

- 1- Akif is a student.
- 2- He is 9 years old.
- 3- He wants to be a scientist.
- 4- His favourite subject is Music.
- 5- He doesn't like doing experiments.
- 6- He can do different experiments.













45. Look at the pictures and fill in the blanks with the words below.

pencil – bottle – brush – palette – ruler



- 1- Where is the ? It is in the glass.
- 2- Where is the ? It is behind the bottle.
- 3- Where is the ? It is on the notebook.
- 4- Where is the ? It is under the scissors.
- 5- Where is the ? It is in front of the brush.

46. Look at the colours of the shapes. Read the sentences and fill in the blanks.

1-		Hey! I am an orange square. To get my colour, mix and		
2-		Hey! I am a green triangle. To get my colour, mix and		
3-		Hey! I am a purple circle. To get my colour, mix and		
4-		Hey! I am a pink star. To get my colour, mix and		

47. Look at the pictures and write the names of the objects.

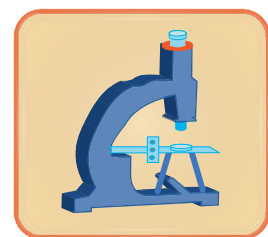
microscope – goggles – toothbrush – magnifier – test tubes



1-



2-



3-



4-

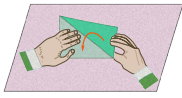


5-

48. Read and circle the correct option.

1- Fold the paper.

A

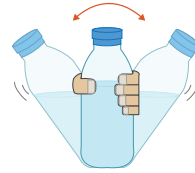


B




2- Do an experiment.

A



B



3- Water the flowers.

A

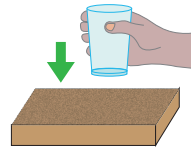


B



4- Put the glass.


A



B



49. Look at the picture. Complete the sentences with “in, on, in front of, behind, near, under”.



1- The students are the classroom.

2- Lucas is Ellen.


3- Martin is Jim.

4- Herry is Kelly.

5- The red school bag is the desk.

6- The green school bag is the desk.

50. Look at the picture and correct the sentences.



- 1- The pen is under the laptop.
- 2- The plant is in front of the laptop.
- 3- The crayons are on the notebook.
- 4- The cup is behind the laptop.
- 5- The laptop is under the table.

The pen is on the laptop.

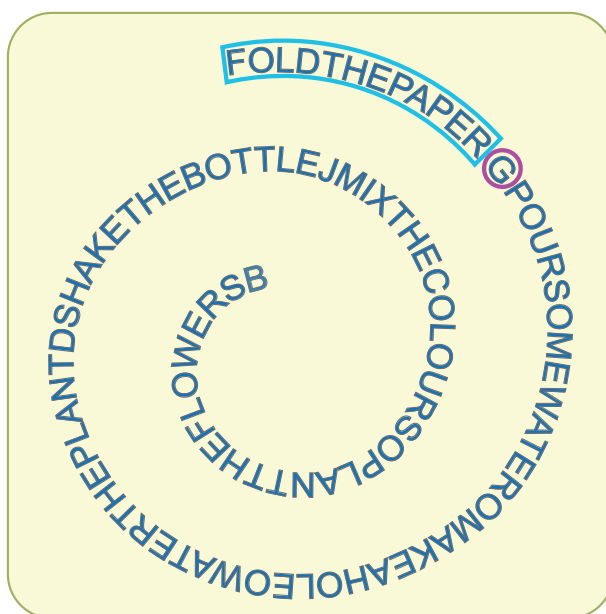
The plant

The crayons

The cup

The laptop


51. Find the instructions and circle. Then, write the key word.



Key Word:

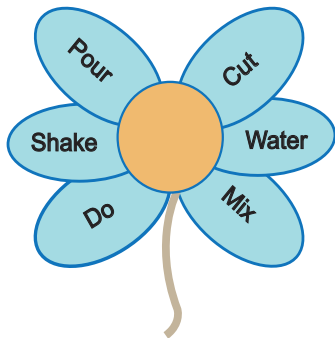
G _____!

52. Look at the picture. Write TRUE or FALSE.



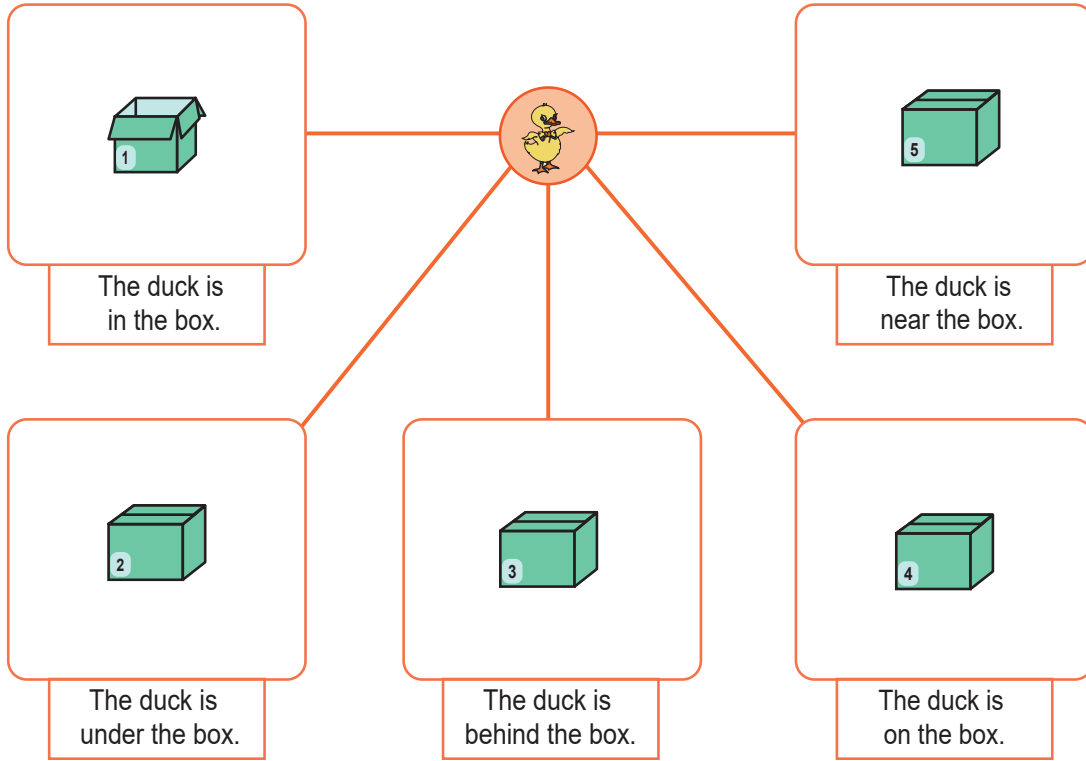
- 1- Evan is in front of Mr. Taylor.
- 2- Sam is behind Justin.
- 3- Gary is in front of Sam.
- 4- Jane is in front of Eddie.
- 5- Jane is near Evan.
- 6- The children are not in the classroom.

53. Complete the sentences.



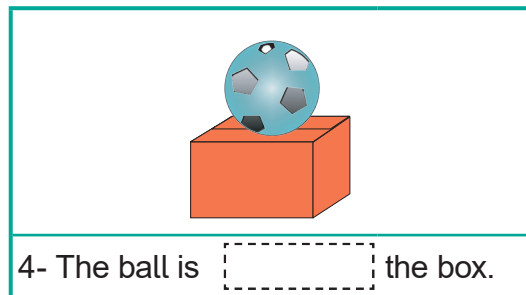
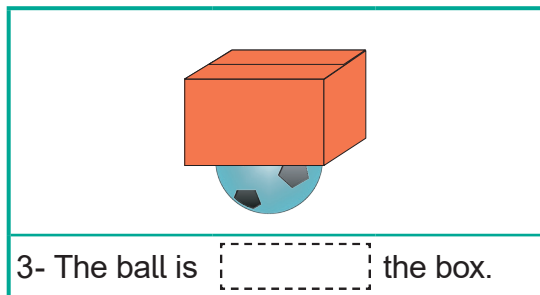
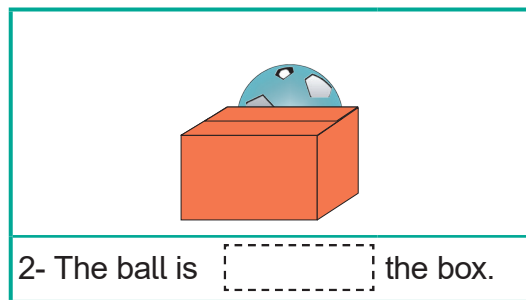
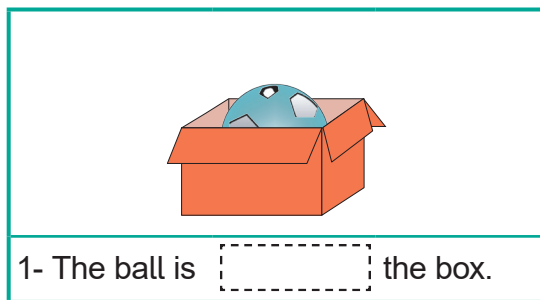
- 1- the plant.
- 2- the bottle.
- 3- the paints.
- 4- an experiment.
- 5- the paper.
- 6- some water.

54. Read the sentences and draw the duck in the correct place.




55. Look at the pictures and fill in the blanks with the words below.

behind on under in



56. Look at the pictures. Circle the correct word.

1




Fold Shake

2



Climb **Plant**

3




Pour **Cut**

4




Water Colour

5




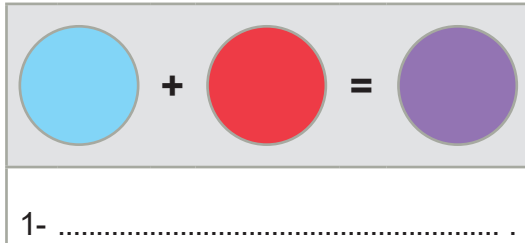
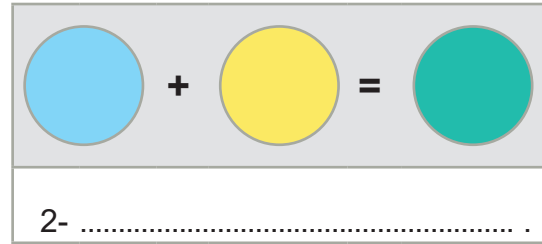
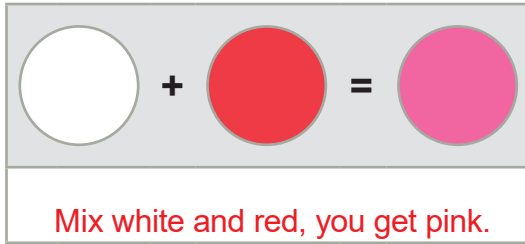
Cook **Mix**

57. Look at the picture and read the sentences. Write TRUE or FALSE.

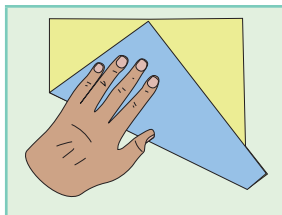


- 1- The clock is under the board.
- 2- There is a red book on the desk.
- 3- The green pencil is in the cup.
- 4- The school bag is near the desk.
- 5- There is a pencil on the chair.

58. Read the example. Look at the colours and write correct sentences.



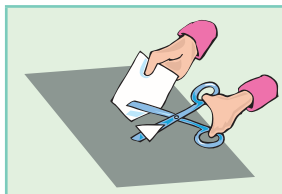
59. Look at the pictures. Complete the sentences.




1- the paper.



2- the bottle.



3- the paper.



4- some soil in the pot.

60. Read the words in the boxes.

blue

don't mix

mix

red

let's

give

get

Fill in the blanks with the correct words.

Ali : (1) do an experiment.

Nate : Okay. (2) me the paints.

Ali : Here you are. Let's (3) purple.


Nate : (4) red and yellow.

Ali : No. (5) red and yellow. Mix (6) and(7).

Nate : Oh! Sorry. You are right.

61. Match the words with the correct pictures.

What do plants need?



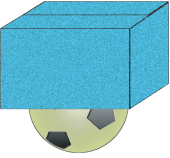
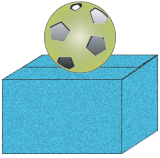
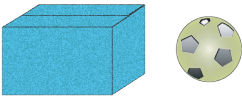
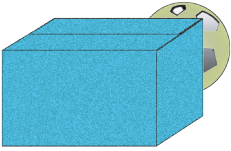
A) Soil

B) Air

C) Sunlight

D) Water

62. Look at the pictures and answer the questions.

	1- Where is the ball?
	2- Is the ball in the box?
	3- Where is the ball?
	4- Is the ball behind the box?

63. Do the puzzle. Find the words in the boxes.

s	s	o	i	t	b	e	a
b	o	t	t	l	e	s	g
m	i	s	g	g	a	l	o
n	l	y	e	a	n	p	g
h	b	b	r	u	s	h	g
o	k	t	r	e	s	s	l
s	o	e	l	b	e	p	e
s	c	i	s	s	o	r	s

bottle
beans
soil
goggles
brush
scissors

64. Read the text.

Where is my favourite book?



Hi, I am June! I wake up at 7 a.m. I love reading books. It is my favourite activity. But this morning, I can't find my favourite book. Is it under my bed? Is it on my desk? Is it behind the door? No, it isn't. Oh! Here it is! It is in my school bag. I can read it after breakfast.



Answer the questions.

1- What time does June wake up in the morning?

.....

2- What is June's favourite activity?

.....

3- Is June's favourite book under her bed?

.....

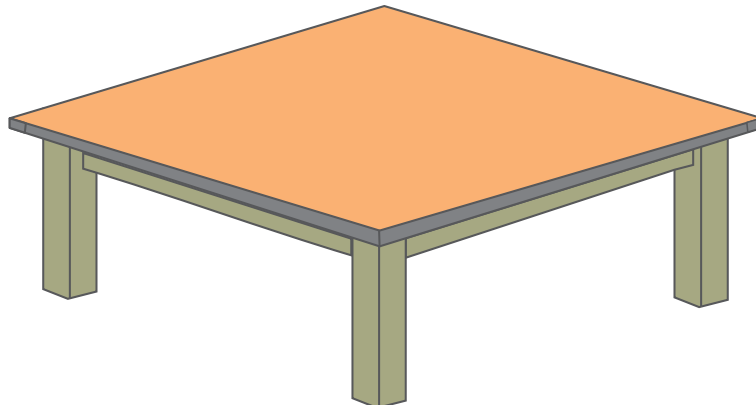




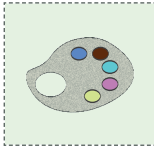

4- Where is June's favourite book?

.....

65. Read the text. Draw pictures of the objects in the correct place on the desk.



Hi! I'm Melinda. I like drawing and painting. Everything is on my desk. The brush is behind the glass. My drawing book is in front of the pencil case. The scissors are under the pencil case. The crayons are on the drawing book. The palette is near the pencil case.







66. Read the sentences and look at the pictures. Write the steps of 'Oil and Water' experiment.

○ Pour some oil in the bottle


● Shake the bottle

● Pour some water in the bottle

● Get a bottle

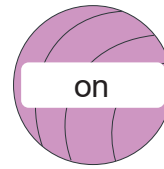
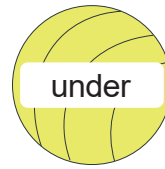
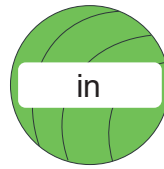
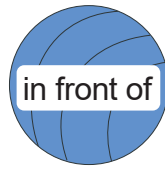
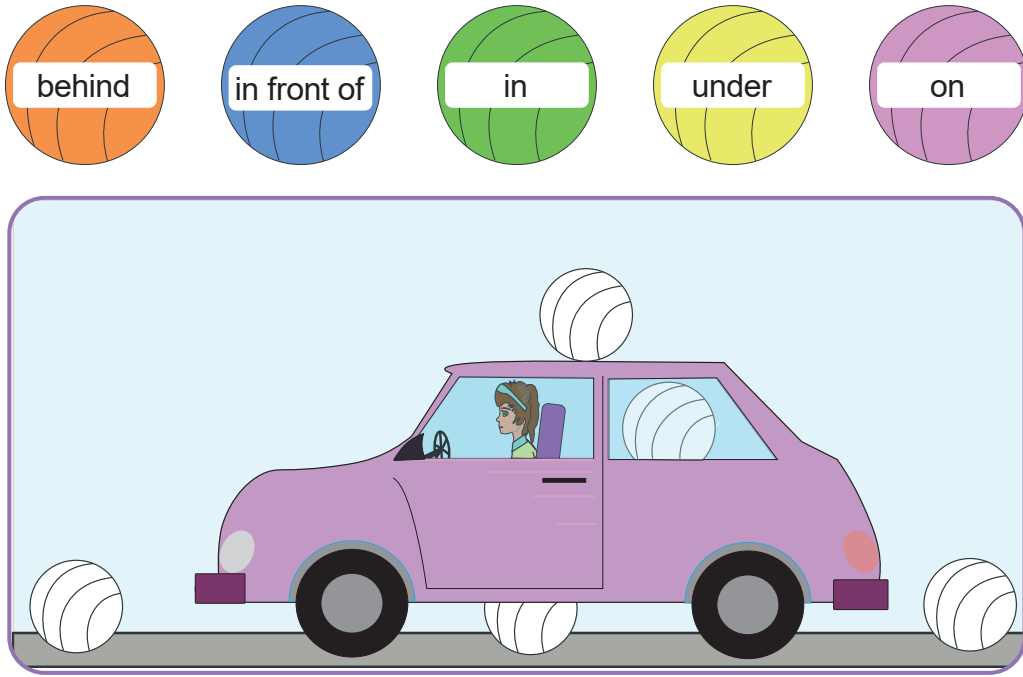
1- 	3- 
2- 	4- 

67. Look at the picture. Read the sentences and colour the books correctly.

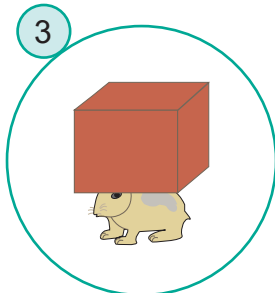
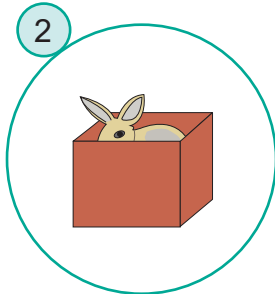
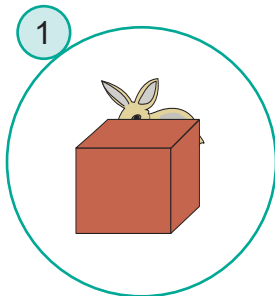


- The green book is on the table.
- The purple book is behind the school bag.
- The orange book is in the box.
- The brown book is under the chair.
- The blue book is near the plant.

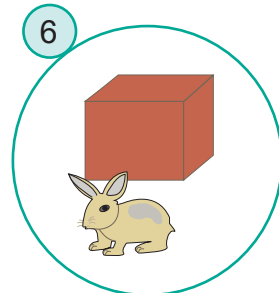
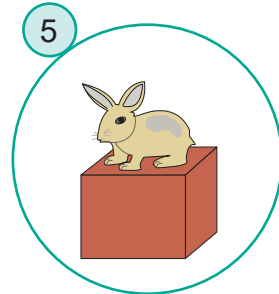
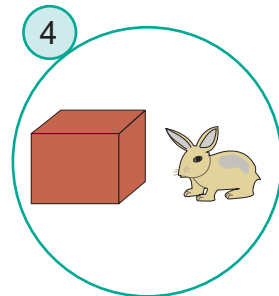

68. Look at the picture. Colour the balls according to their locations.



69. Do the crossword puzzle.




Where is the rabbit?




70. Read the sentences. Fill in the blanks with the correct words and decode the message.

A) Where is the book?
It is under the chair.



D) To get, mix blue and red.


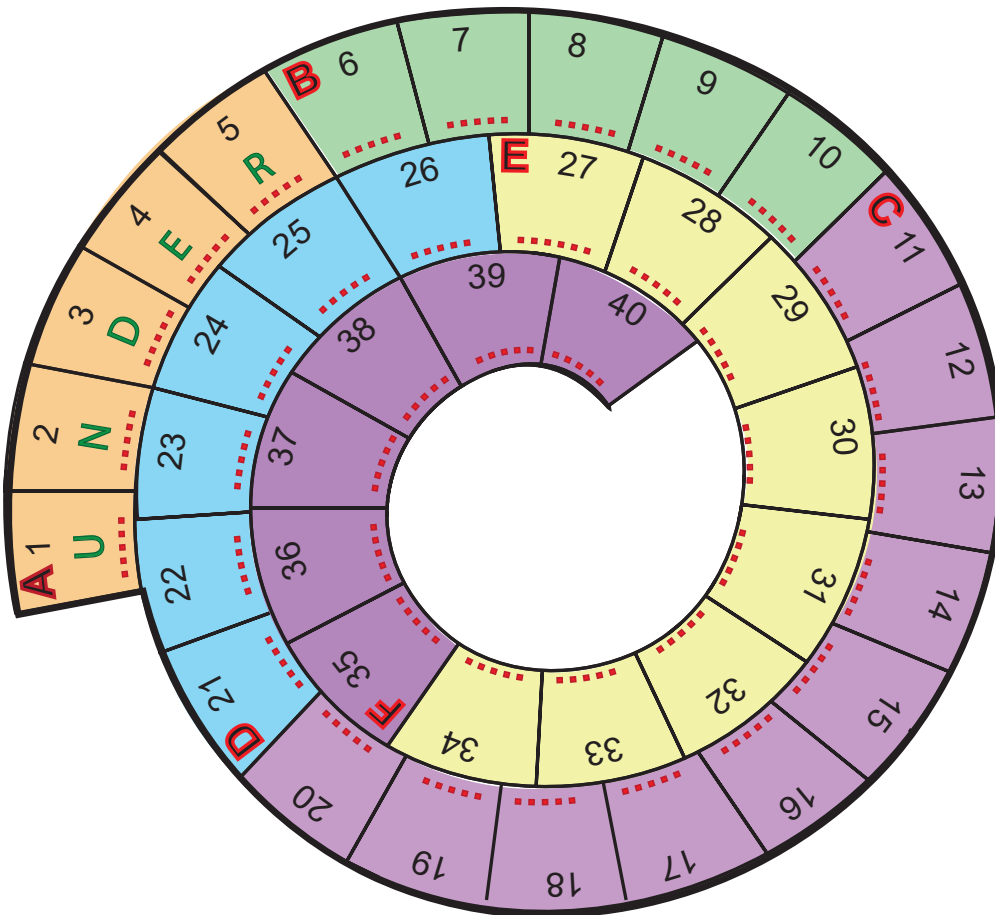
B) the flower.



E) What is "fold" in Turkish?
It is in Turkish.

C) What is "deney" in English?
It is in English.

F) Shake the


13	25	28	2	37
P			n	

33
a

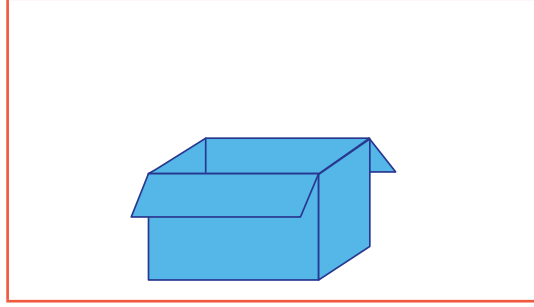
8	15	40	4
t			e

71. Read the sentences. Draw the objects in the pictures according to the sentences.


1- The flower is near the table.




2- The red ball is in the box.




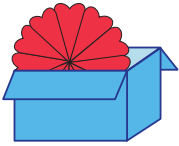
3- The glass is on the table.






4- The pencil is in front of the laptop.



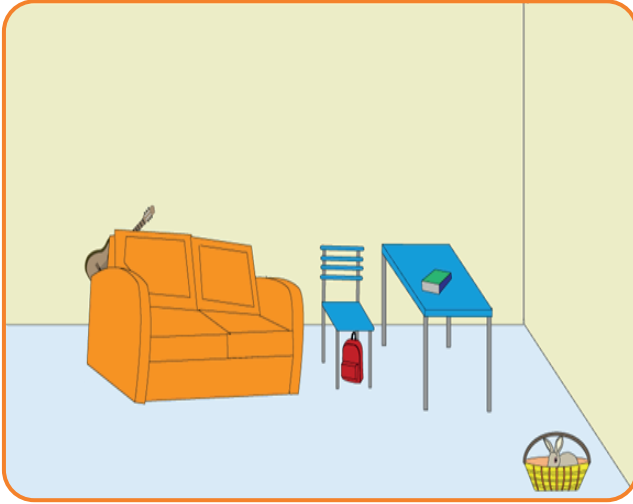
72. Read the sentences and colour the flowers.



- There is a red flower in the box.
- There is a yellow flower on the scissors.
- There is a purple flower under the umbrella.
- There is a blue flower behind the cup.
- There is a green flower near the blue balloon.
- There is an orange flower in front of the book.



73. Look at the picture. Answer the questions.



1- Where is the guitar?

..... the sofa.

2- Where is the school bag?

..... the chair.

3- Where is the book?

..... the table.

4- Where is the rabbit?

..... the basket.

74. Look at Jane's Week Planner and complete the dialogue.

Jane's WEEK PLANNER	
MONDAY Get up at 7:30. Put your coloring books in your school bag.	THURSDAY Water the plant near the window.
TUESDAY Do your English homework. Your English book is on your table.	FRIDAY Take your goggles for science lesson. They are under the bed.
WEDNESDAY Play chess in the club. Your chess set is near the computer.	SATURDAY Meet your best friend, Ashley in front of the cafe.

Claire : Good morning, Jane!

Jane : Good morning, Claire!

Claire : Let's check your week planner!

Jane : OK!

Claire : Do you get up early on Monday?

Jane : (1)

Claire : What do you do on Thursday?

Jane : (2)

Claire : Where is your English book?

Jane : (3)

Claire : Are your goggles at school?

Jane : (4)

Claire : Do you play chess or badminton on
Wednesday?

Jane : (5)

Claire : When do you meet Ashley?

Jane : (6)

75. Look at the picture and find the object.

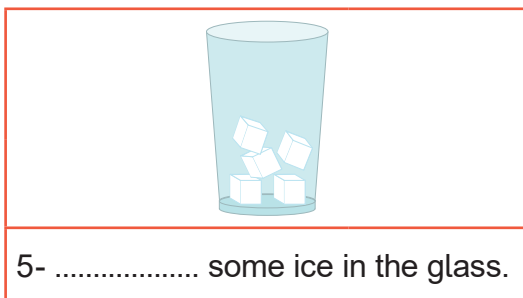
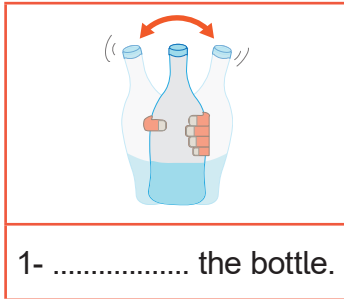


FIND THE OBJECT


- It's in the classroom.
- It's not under the desks.
- It's behind the children.
- It's not in front of the bookshelf.
- It's near the window.
- It's under the clock.
- It's on the wall.

The object is


76. Find the words in the puzzle and complete the sentences.



V	S	H	A	K	E	N	W
O	U	R	Y	I	X	U	A
N	T	A	B	R	P	U	T
E	A	N	I	T	E	W	E
R	M	I	X	Y	R	U	R
P	U	C	E	N	I	Z	D
I	L	U	W	E	M	R	O
X	E	D	O	R	E	A	R
C	A	E	Q	A	N	R	E
E	P	L	A	N	T	E	N




77. Look at the pictures and read the sentences. Correct the mistakes in the sentences.



1- The girl is near the table.


↓

The girl is **under** the table.



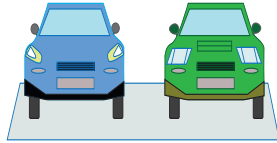
3- The boy is behind the ball.

.....



2- The apple is in the box.

.....




4- The green car is in front of the blue car.

.....


78. Read the sentences. Draw a box in the correct place and colour it according to the sentences.

Where is the box?


1- The blue box is on the table.




2- The purple box is under the table.



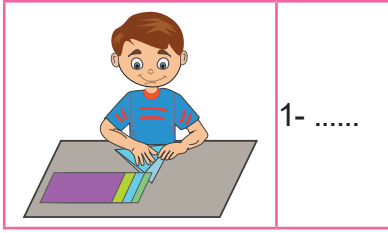
3- The yellow box is near the table.




4- The green box is in front of the table.



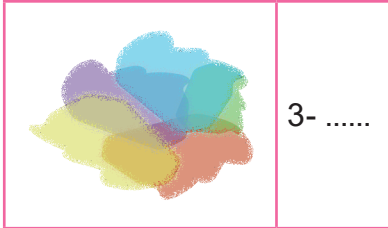
79. Match the pictures with the sentences.



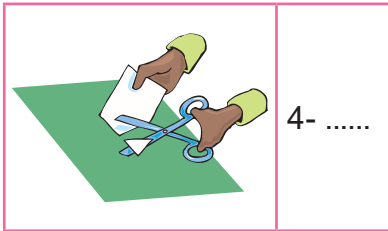
A) Cut the paper.



B) Mix the paints.





C) Fold the paper.

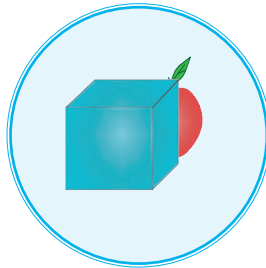


D) Water the flowers.

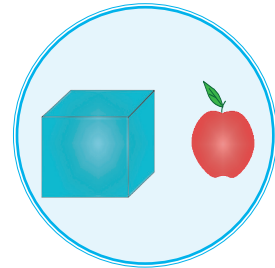
80. Look at the pictures and complete the sentences.



1- It is




2- It is



3- It is

81. Complete the sentences with the correct words.



- A) the flowers.
B) the paper.
C) the bottle.
D) an experiment.

82. Look at the poster. Fill in the blanks to complete the steps.

Make a hole

Get your tree

Water the tree

Place the tree

Let's plant a tree

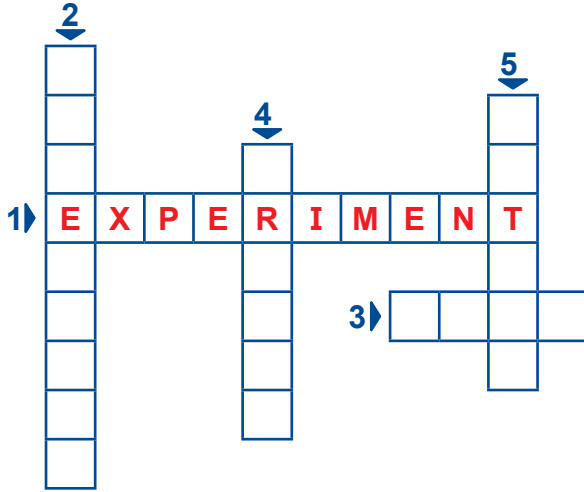
1- to plant.

2- for the tree.

3- in the hole.

4- every week.

83. Complete the dialogue with the correct words and do the puzzle.



Andy : What is “**experiment**.” (1) in Turkish?

Emma : Deney.

Andy : What is “bilim insanı” in English?

Emma : (2) .

Andy : What is “.....” (3) in Turkish?

Emma : Katlamak.

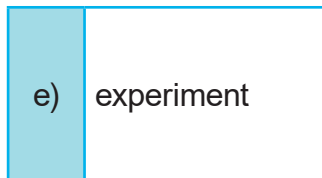
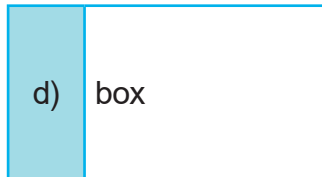
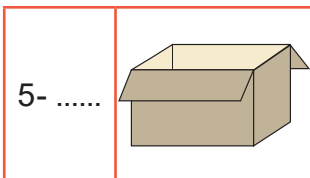
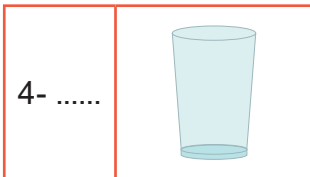
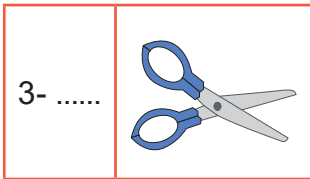

Andy : What is “.....” (4) in Turkish?

Emma : Boya kalemi.

Andy : What is “şişe” in English?

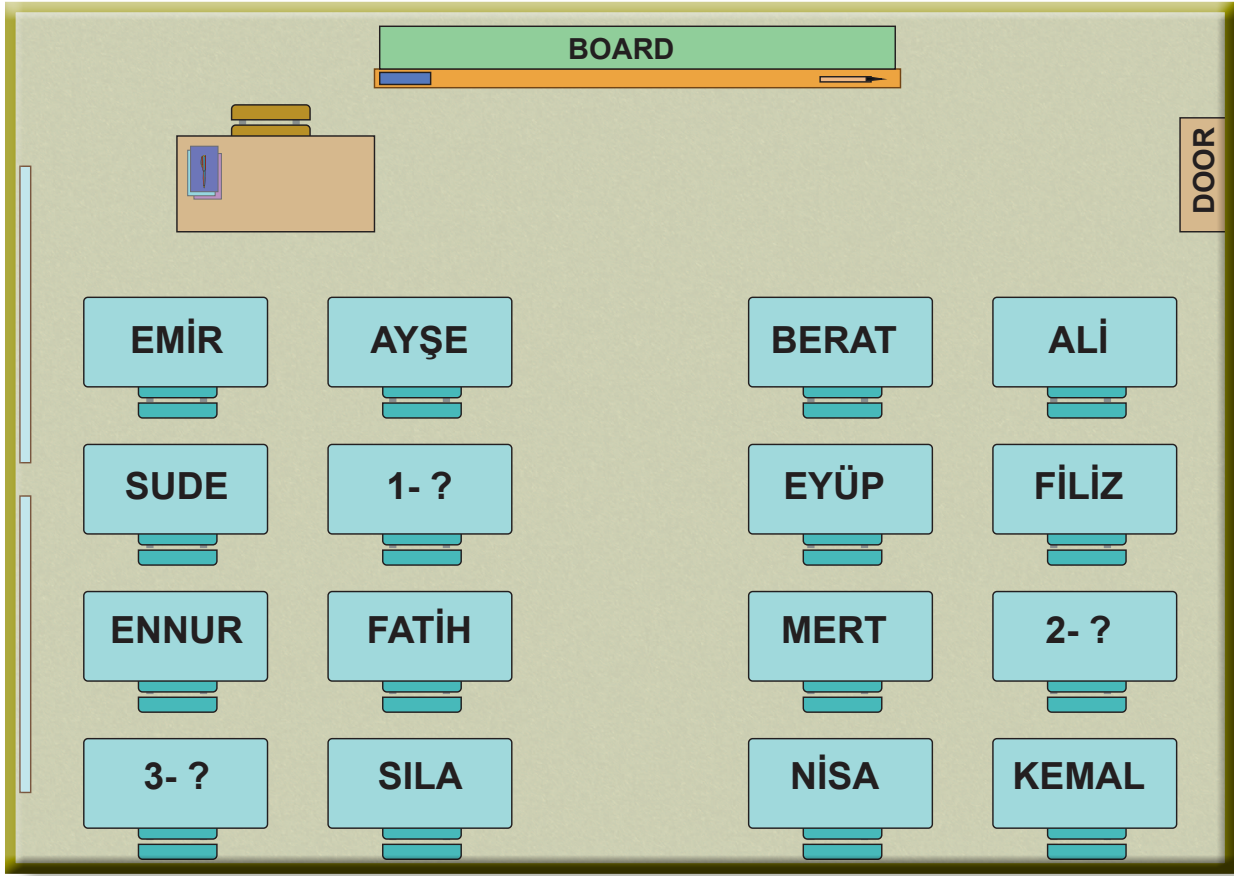
Emma : (5) .

84. Match the pictures with the words.



85. Look at the seat plan of Classroom 4-B. Read the clues and complete the plan.

There are sixteen students in the class. Mert is near Eylül. Deniz sits behind Ennur. Ayşe is in front of Kerem.



1-	2-	3-
----------	----------	----------

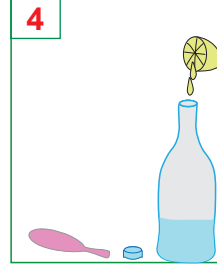
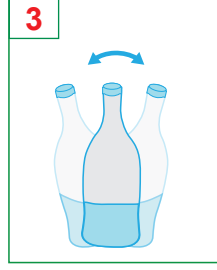
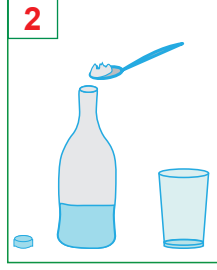
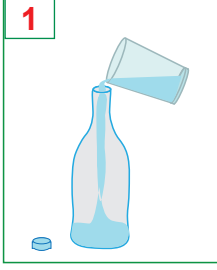
CEVAP ANAHTARI

- | | |
|-------|-------|
| 1. C | 16. A |
| 2. B | 17. C |
| 3. A | 18. C |
| 4. D | 19. D |
| 5. B | 20. B |
| 6. A | 21. A |
| 7. C | 22. D |
| 8. C | 23. D |
| 9. A | 24. A |
| 10. D | 25. C |
| 11. B | 26. B |
| 12. D | 27. D |
| 13. B | 28. A |
| 14. A | 29. B |
| 15. C | 30. B |

31. 1- in front of 2- near 3- behind 4- on 5- under

32. 2- It is near the box. 3- It is on the box. 4- It is behind the box.
5- It is under the box. 6- It is in front of the box.

33.



34. 1- on 2- behind 3- under 4- in front of

35. 1- TRUE 2- FALSE 3- TRUE 4- TRUE 5- TRUE
6- FALSE 7- FALSE 8- FALSE 9- TRUE 10- TRUE

36. 1- **They / The eggs** are in the basket. 4- **It / The bottle** is near the flower.
2- **It / The turtle** is under the table. 5- **It / The fish tank** is behind the chair.
3- **It / The ball** is in front of the box. 6- **It / The picture** is on the wall.

37. 1- **The cat / It** sleeps on the sofa in the morning. / On the sofa.
2- **The cat / It** stays under the chair in the afternoon. / In the afternoon.
3- **The cat / It** rests near the armcahir in the evening. / Near the armchair.
4- Tekir. / Its name is Tekir.

38. 1- in front of 2- behind 3- under 4- near

39. 1- b 2-a 3- a 4- b

40. 1- TRUE 2- FALSE 3- FALSE 4- TRUE 5- TRUE 6- FALSE

41. 1- ON 2- BEHIND 3- UNDER 4- IN FRONT OF 5- NEAR 6- IN

42. 2- Don't fold the paper. 5- Don't cut this paper.
3- Don't freeze it. 6- Don't plant the flower.
4- Don't brush it.

43. 1- FALSE 2- TRUE 3- TRUE 4- FALSE 5- TRUE

44. 1- TRUE 2- FALSE 3- TRUE 4- FALSE 5- FALSE 6- TRUE

45. 1- pencil 2- brush 3- ruler 4- palette 5- bottle

46. 1- red / yellow 2- yellow / blue 3- blue / red 4- red / white

47. 1- test tubes 2- goggles 3- microscope 4- magnifier 5- toothbrush

48. 1- A 2- B 3- A 4- A

49. 1- in 2- in front of 3- near 4- behind 5- under 6- on

50. 2- The plant is behind the laptop.

3- The crayons are under the notebook.

4- The cup is in front of the laptop.

5- The laptop is on the table.

51. POUR SOME WATER / MAKE A HOLE / WATER THE PLANT / SHAKE THE BOTTLE /
MIX THE COLOURS / PLANT THE FLOWERS Key Word: GOOD JOB!

52. 1- TRUE 2- FALSE 3- FALSE 4- TRUE 5- TRUE 6- FALSE

53. 1- Water the plant.

2- Shake the bottle.


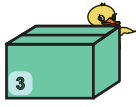
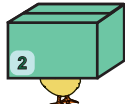

3- Mix the paints.

4- Do an experiment.

5- Cut the paper.

6- Pour some water.

54.



55. 1- in 2- behind 3- under 4- on

56. 2- Plant 3- Cut 4- Water 5- Mix

57. 1- FALSE 2- TRUE 3- TRUE 4- TRUE 5- FALSE

58. 1- Mix blue and red, you get purple.

2- Mix blue and yellow, you get green.

3- Mix yellow and red, you get orange.

59. 1- Fold 2- Shake 3- Cut 4- Put

60. 1- Let's 2- Give 3- get 4- Mix 5- Don't mix 6- red / blue 7- blue / red

61. 1- C 2- D 3- B 4- A

62. 1- It is under the box. / The ball is under the box.

2- No, it isn't. / No, it is on the box. / No, it isn't. It is on the box.

3- It is near the box. / The ball is near the box.

4- Yes, it is.

63.

s	s	o	i	t	b	e	a
b	o	t	t	l	e	s	g
m	i	s	g	g	a	l	o
n	l	y	e	a	n	p	g
h	b	b	r	u	s	h	g
o	k	t	r	e	s	s	l
s	o	e	l	b	e	p	e
s	c	i	s	s	o	r	s

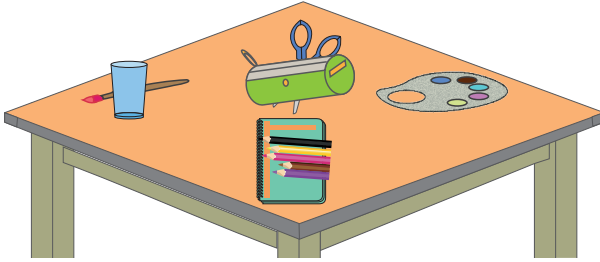
64. 1- June / She wakes up at 7 a.m.

2- Reading books. / Reading books is her favourite activity. / Her favourite activity is reading books.

3- No, it isn't.

4- It is in her school bag.

65.




66. 1- Get a bottle.

2- Pour some oil in the bottle.


3- Pour some water in the bottle.

4- Shake the bottle.

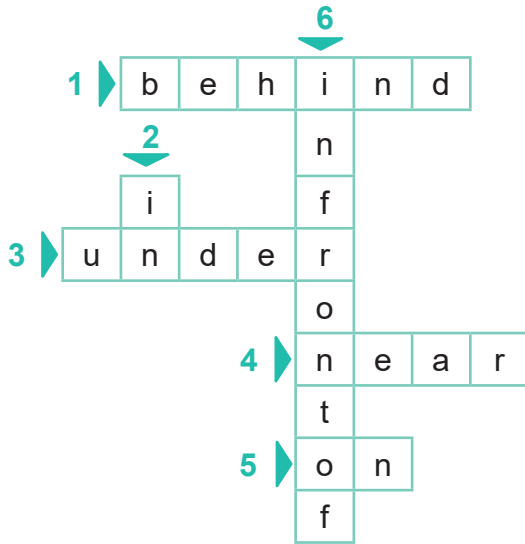
67.



68.



69.



70. B) Water

C) experiment

D) purple

E) katlamak

F) bottle

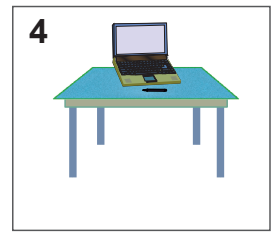
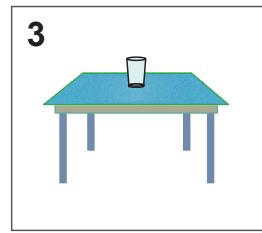
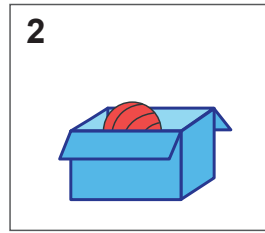
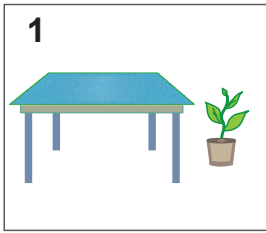
Code:

13	25	28	2	37
P	l	a	n	t





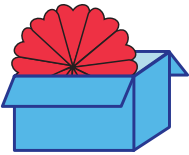
33
a

8	15	40	4
t	r	e	e

71.



72.



73. 1- It is behind the sofa. / The guitar is behind the sofa.

2- It is under the chair. / The school bag is under the chair.

3- It is on the table. / The book is on the table.

4- It is in the basket. / The rabbit is in the basket.

74. 1- Yes, I do. / Yes, I get up early.

2- I water the plant. / I water the plant near the window.

3- My English book is on my table. / It is on my table.

4- No, they aren't. / No, they are under the bed. / No, they aren't at school.

5- I play chess. / I play chess on Wednesday.

6- On Saturday. / I meet with Ashley on Saturday.

75. map

76.

V	S	H	A	K	E	N	W
O	U	R	Y	I	X	U	A
N	T	A	B	R	P	U	T
E	A	N	I	T	E	W	E
R	M	I	X	Y	R	U	R
P	U	C	E	N	I	Z	D
I	L	U	W	E	M	R	O
X	E	D	O	R	E	A	R
C	A	E	Q	A	N	R	E
E	P	L	A	N	T	E	N

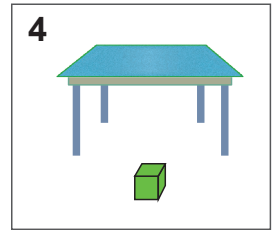
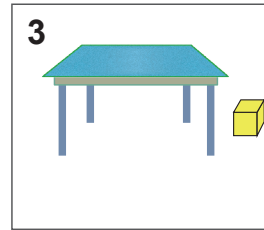
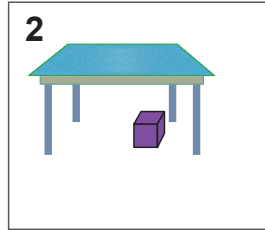
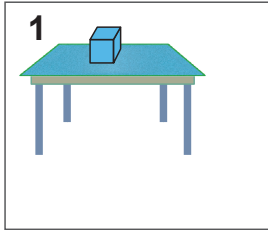
- 1- Shake
- 2- experiment
- 3- Mix
- 4- Plant
- 5- Put
- 6- Water

77. 2- The apple is on the box.

3- The boy is in front of the ball.

4- The green car is near the blue car.

78.



79. 1- C 2- D 3- B 4- A

80. 1- It is on the box.

2- It is behind the box.

3- It is near the box.

81. A) Water the flowers.

B) Fold the paper.

C) Shake the bottle.

D) Do an experiment.

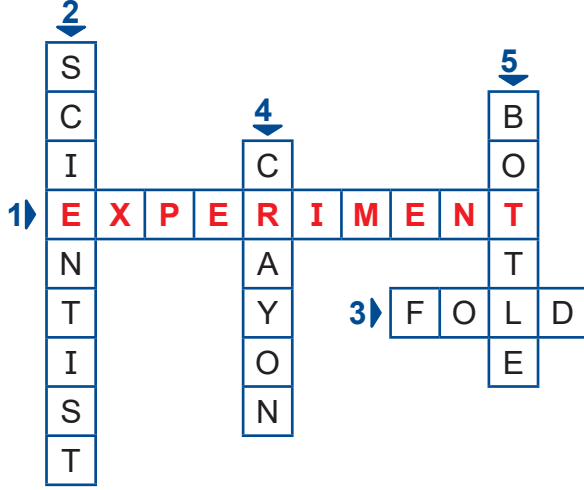
82. 1- Get your tree

2- Make a hole

3- Place the tree

4- Water the tree

83.



84. 1- c 2- e 3- a 4- b 5- d

85. 1- Kerem 2- Eylül 3- Deniz

