


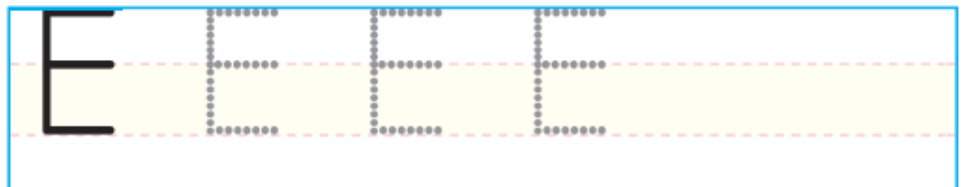
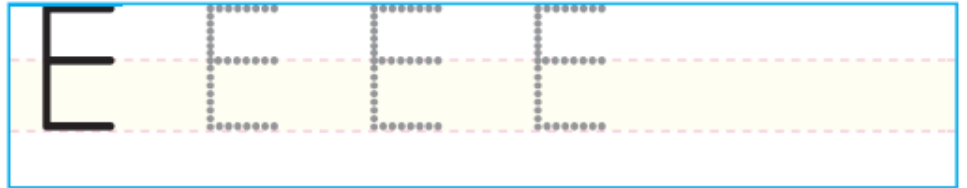
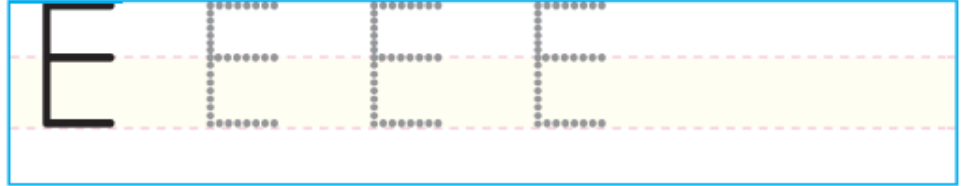
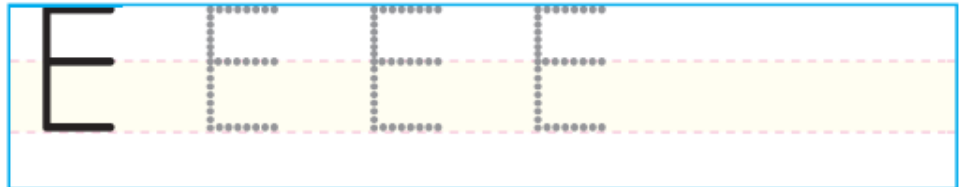
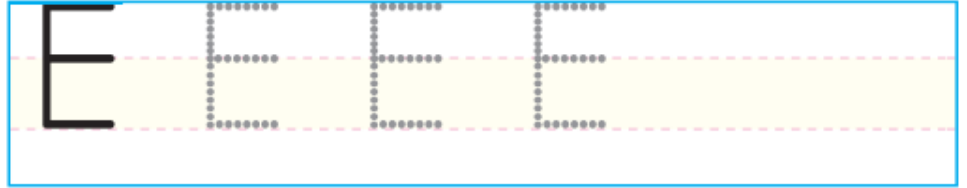
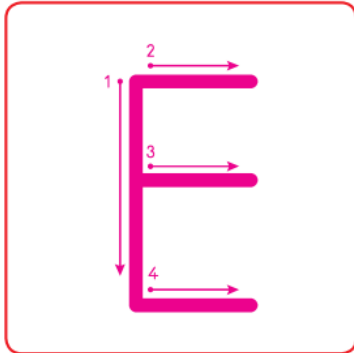
Aşağıdaki varlıkların isimlerini söyleyelim.



Adı "E" sesi ile başlayan görselleri işaretleyelim.



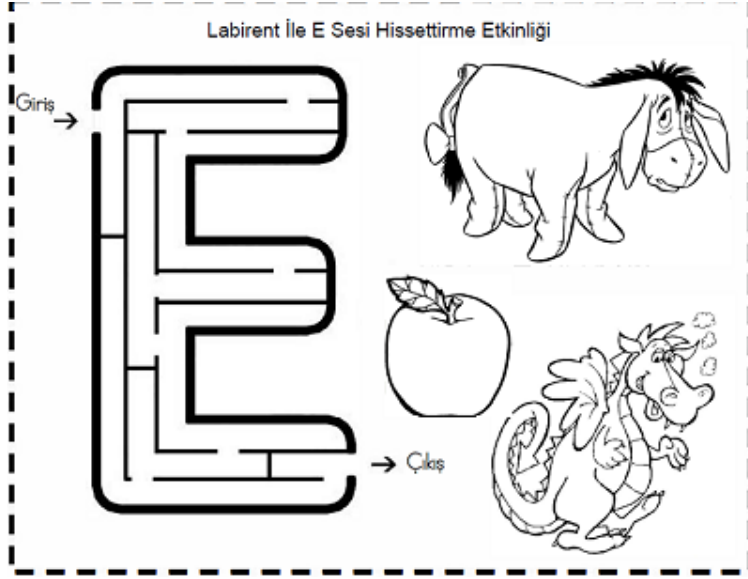
"E" sesini yazalım.






Labirenti tamamla, resimleri boya.







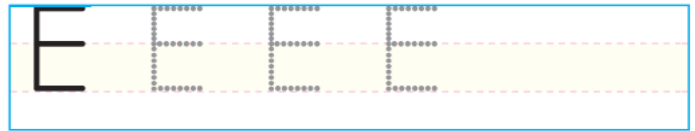
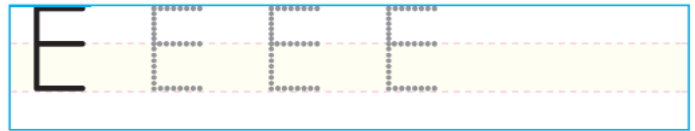
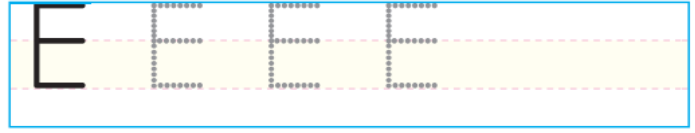
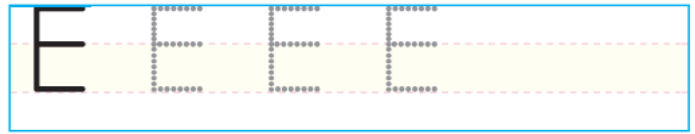
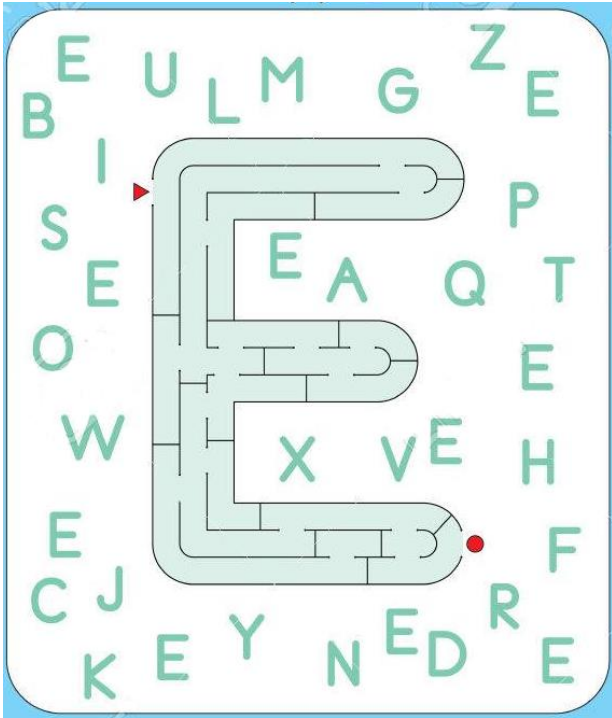
“E” harfini bul yuvarlak içine al.



“E” harfini yazalım.




Labirenti tamamla. "E" sesini yaz.




e Adı "e" sesi ile başlayan varlıkları işaretleyin.





Yolu bul.



"e" harfinin olduğu bölümleri boya




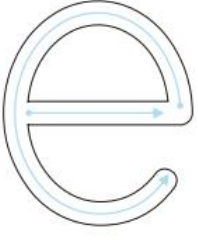
e "e" harfini yazın.



e	e	e
e	e	
e		

e	e	e
e	e	
e		





e Varlığın adını söyleyin. "e" harfini yazın.

e e e

e e



ee ee ee

ee ee

ee



eee eee eee

eee eee

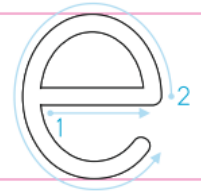
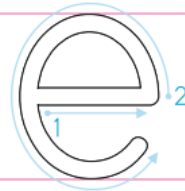
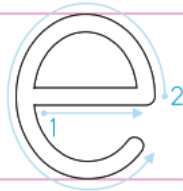
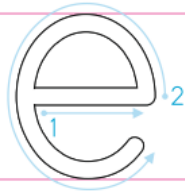
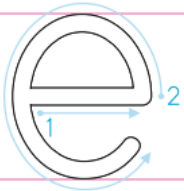

eee



# İçinde e Sesi Olanları Boya



İsminde "e" sesi olan görselin kutusunu işaretleyelim.



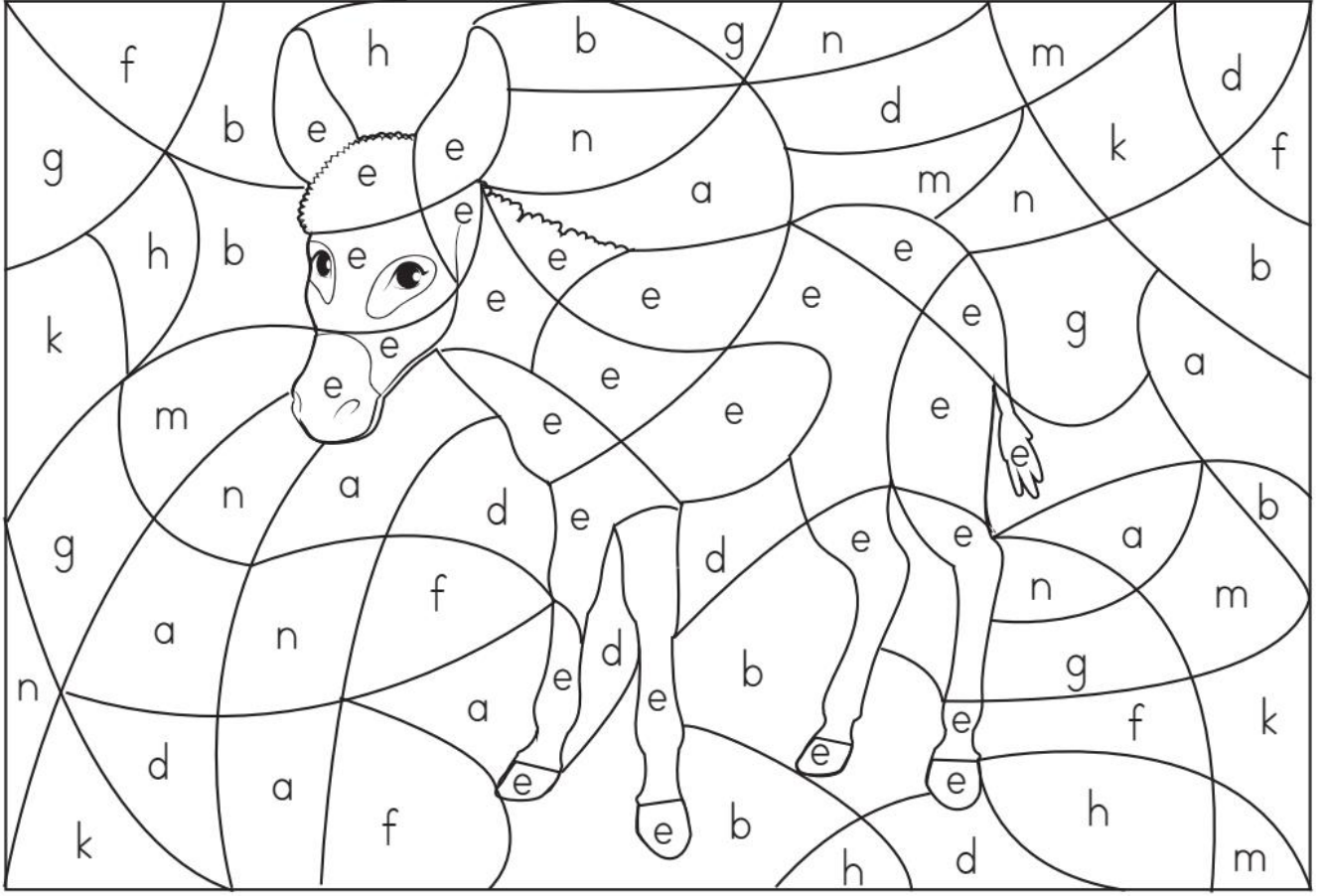
e e e

e e

e



“e” sesinin yazılı olduğu parçaları boyayalım.



Aşağıdaki varlıkların adındaki “e” seslerini örnekteki gibi işaretleyelim.



tebeşir



kelebek



tencere



bebek



pencere



peçete



Varlıkların adlarını söyleyelim. "E, e" harfini yazalım.



E e E e



E e



E e



E e



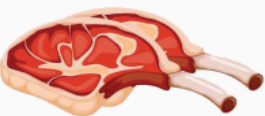
E e



E e



E e



E e

Aşağıdaki küçük ve büyük "e E" seslerini boyayarak yavru ördeği annesine ulaştıralım.



Varlıkların isimlerini söyleyerek eksik sesi yazalım.



çil...k

kal...m


örd...k

Yönerge : e sesi ile başlayan resimleri boy







“E, e” harflerini örnekteki gibi işaretleyelim.



Eşek



Kedi



Ördek



Elma




Biber




Domates



Eksik olan “E, e” harflerini dolduralım.




Ekmek



B...b...k




...t...k



...l



...t



İn...k





“E, e” harflerini örnekteki gibi boyayalım.

E k m e k

L a l e

L e y l e k

K e l i m e

E ş e k

B e b e k

T e n c e r e

E l d i v e n

E l m a

E l e k

T e k e r l e k

Aşağıdaki yazma alanlarına en güzel yazımızla üçer kez “E” yazalım.




Aşağıdaki yazma alanlarına en güzel yazımızla üçer kez “e” yazalım.




E e E e

E e E e

E e



Varlıkların isimlerini söyleyelim. Eksik sesleri tamamlayalım.



k \_ di



\_ lma



b \_ b \_ k



\_ t \_ k



\_ ş \_ k



\_ km \_ k




lal \_




k \_ çi



l \_ yl \_ k



g \_ yik

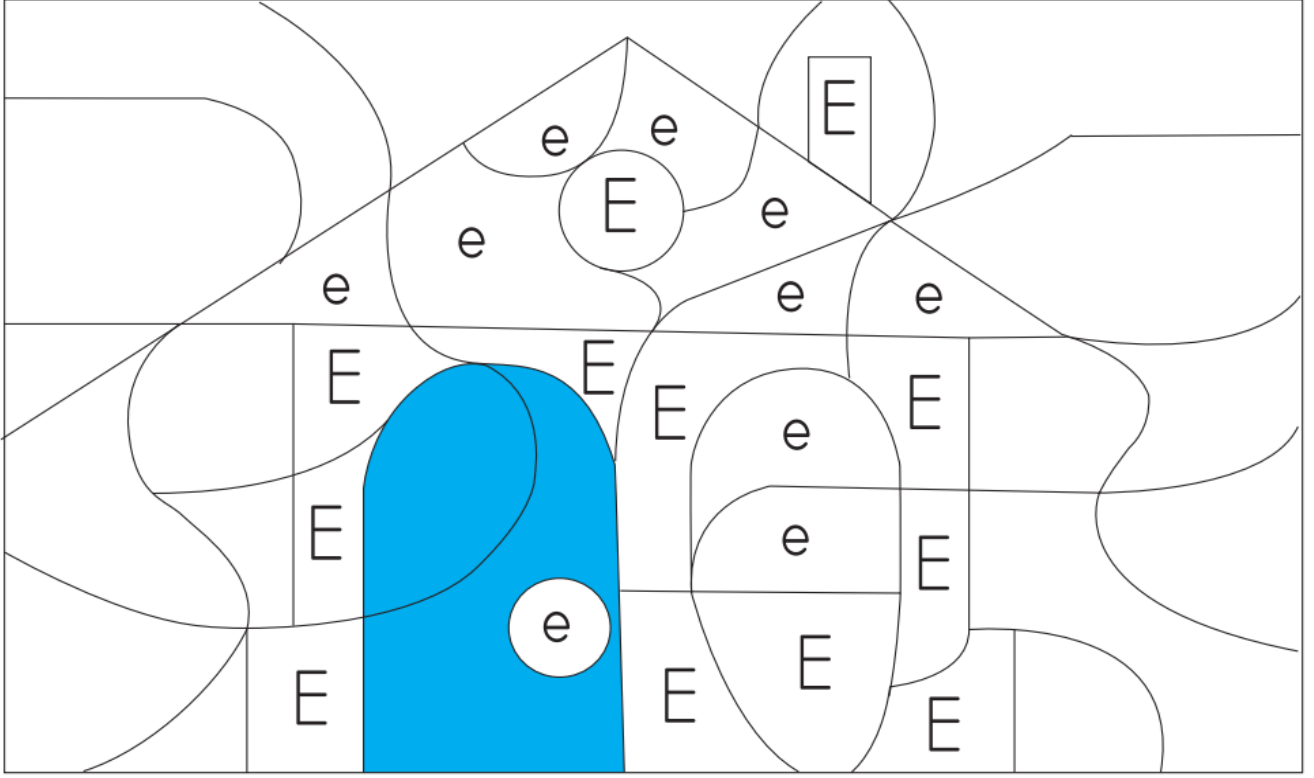


d \_ v \_



ş \_ msiy \_

“E” harfini kırmızıya, “e” harfini sarıya boyayalım.



- Her sırada farklı olanı bulup yuvarlak içine alalım.

e e e e a e e e e e e e e

e e e e e e e e e e e e e e

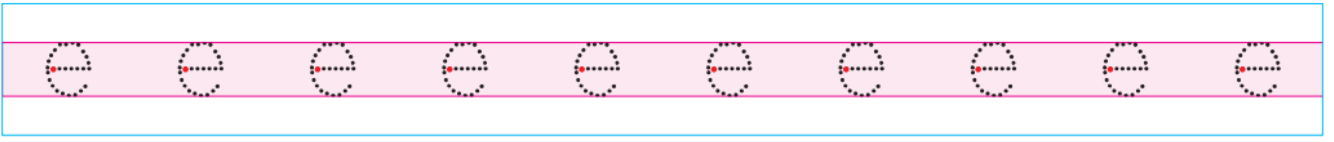
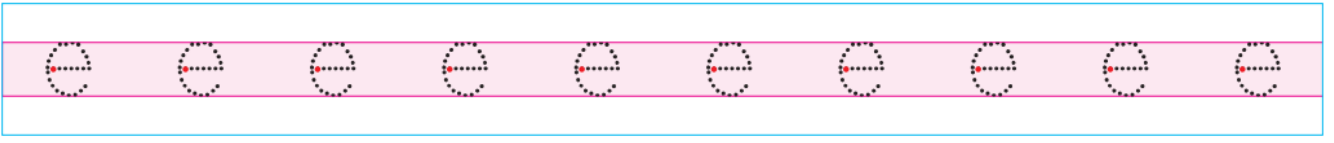

e e e m e e e e e e e e e e

e e e e e e e e e e e o e


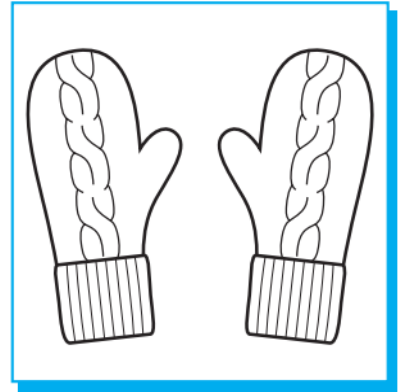
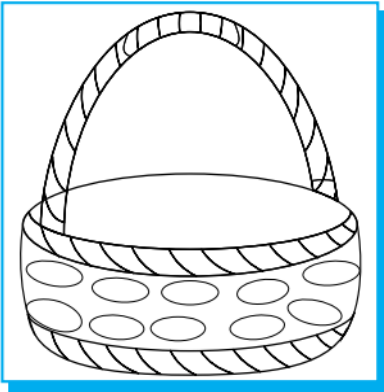

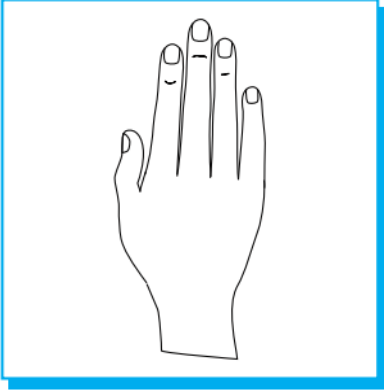
E E E E E L E E E E E E E

E E 3 E E E E E E E E E E

E E E E E E E E E E F E E




Aşağıdaki resimleri eşleştirip boyayalım.






Kızların balonlarına "e" sesini yazalım. Erkeklerin balonlarına "E" sesini yazalım.

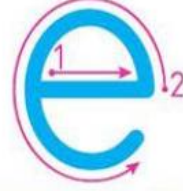
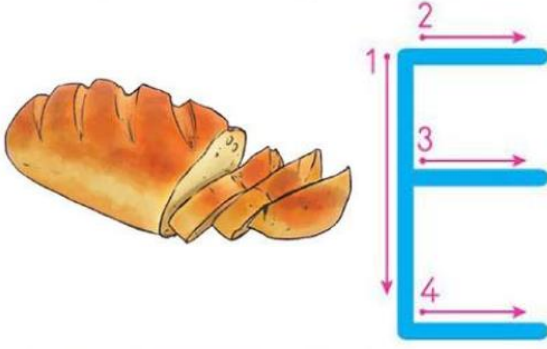


Adında "e" sesi olan varlıkları işaretleyelim.





“E” sesinin büyük ve küçük harflerini yazalım.



E e E e E e E e E e E

E e E e E e E e E e E

E e E e E e E e E e E

E e E e

E e E e

E e E e

E e

E e