


SİMETRİ



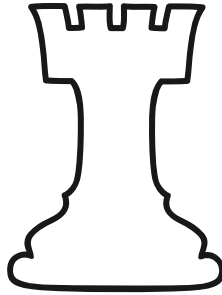






Aşağıdaki şekillerden iki eş parçaya ayrılanların altındaki kutuyu boyayın.



Alfabemizdeki harflerden simetrik olanları örnekteki gibi çizgiyle iki eş parçaya ayırın.(Yatay ve dikey şekilde yapın.)



Aşağıdaki şekilleri iki eş parçaya ayırın, bir parçasını boyayın.



KALAN YARISINI TAMAMLA

Aşağıda yarısı verilmiş olan şekilleri simetrik olarak tamamlayıp, boyayın.

