



# Düzenli Çizgi Çalışmaları -1-



Adı:.....

Tarih:...../...../.....



Handwriting practice row with three horizontal lines (top solid, middle dashed, bottom solid) and a red arrow pointing right at the start of the top line.



Handwriting practice row with three horizontal lines (top solid, middle dashed, bottom solid) and a red arrow pointing right at the start of the top line.



Handwriting practice row with three horizontal lines (top solid, middle dashed, bottom solid) and a red arrow pointing right at the start of the top line.



Handwriting practice row with three horizontal lines (top solid, middle dashed, bottom solid) and a red arrow pointing right at the start of the top line.



Handwriting practice row with three horizontal lines (top solid, middle dashed, bottom solid) and a red arrow pointing right at the start of the top line.



Handwriting practice row with three horizontal lines (top solid, middle dashed, bottom solid) and a red arrow pointing right at the start of the top line.



Handwriting practice row with three horizontal lines (top solid, middle dashed, bottom solid) and a red arrow pointing right at the start of the top line.




Handwriting practice row with three horizontal lines (top solid, middle dashed, bottom solid) and a red arrow pointing right at the start of the top line.





Handwriting practice row with three horizontal lines (top solid, middle dashed, bottom solid) and a red arrow pointing right at the start of the top line.





Adı: .....

Tarih: ..... / ..... / .....



Handwriting practice line with a red arrow indicating the starting point and direction for the first stroke.



Handwriting practice line with a red arrow indicating the starting point and direction for the first stroke.



Handwriting practice line with a red arrow indicating the starting point and direction for the first stroke.



Handwriting practice line with a red arrow indicating the starting point and direction for the first stroke.



Handwriting practice line with a red arrow indicating the starting point and direction for the first stroke.



Handwriting practice line with a red arrow indicating the starting point and direction for the first stroke.



Handwriting practice line with a red arrow indicating the starting point and direction for the first stroke.



Handwriting practice line with a red arrow indicating the starting point and direction for the first stroke.



Handwriting practice line with a red arrow indicating the starting point and direction for the first stroke.



Adı:.....

Tarih:...../...../.....



Handwriting practice row with a solid top line, a dashed middle line, and a solid bottom line. The row is divided into 15 vertical columns by dashed lines. A red arrow on the left indicates the starting point and direction for writing.



Handwriting practice row with a solid top line, a dashed middle line, and a solid bottom line. The row is divided into 15 vertical columns by dashed lines. A red arrow on the left indicates the starting point and direction for writing.



Handwriting practice row with a solid top line, a dashed middle line, and a solid bottom line. The row is divided into 15 vertical columns by dashed lines. A red arrow on the left indicates the starting point and direction for writing.



Handwriting practice row with a solid top line, a dashed middle line, and a solid bottom line. The row is divided into 15 vertical columns by dashed lines. A red arrow on the left indicates the starting point and direction for writing.



Handwriting practice row with a solid top line, a dashed middle line, and a solid bottom line. The row is divided into 15 vertical columns by dashed lines. A red arrow on the left indicates the starting point and direction for writing.



Handwriting practice row with a solid top line, a dashed middle line, and a solid bottom line. The row is divided into 15 vertical columns by dashed lines. A red arrow on the left indicates the starting point and direction for writing.



Handwriting practice row with a solid top line, a dashed middle line, and a solid bottom line. The row is divided into 15 vertical columns by dashed lines. A red arrow on the left indicates the starting point and direction for writing.



Handwriting practice row with a solid top line, a dashed middle line, and a solid bottom line. The row is divided into 15 vertical columns by dashed lines. A red arrow on the left indicates the starting point and direction for writing.

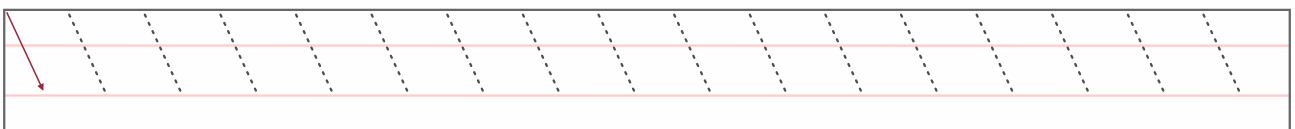
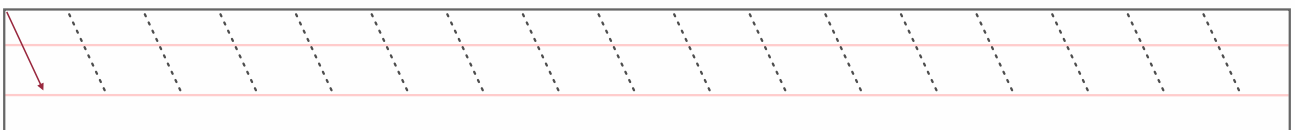
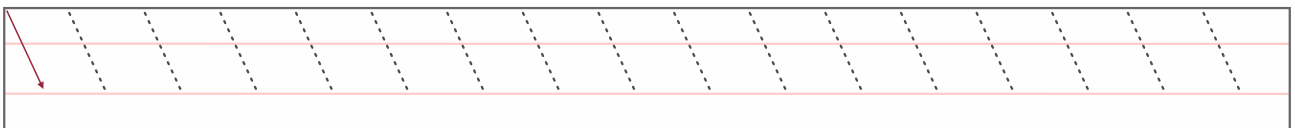
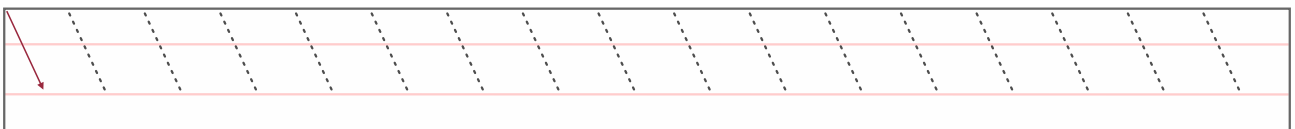
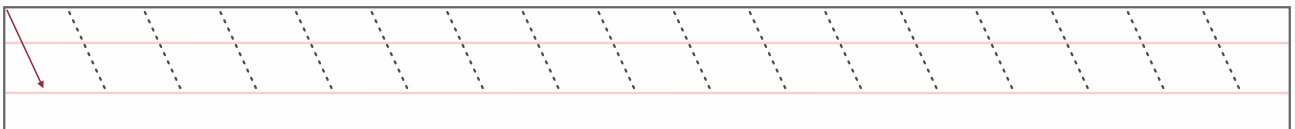
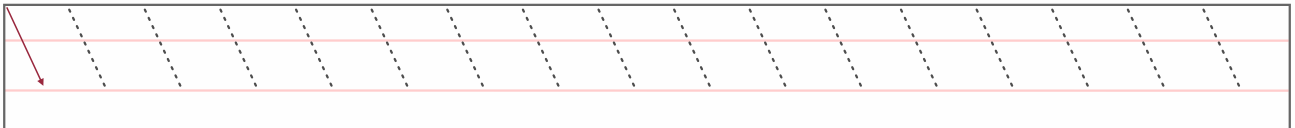
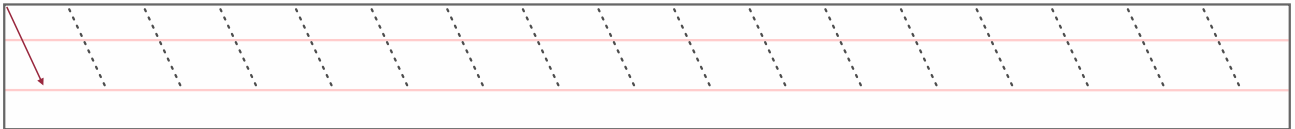
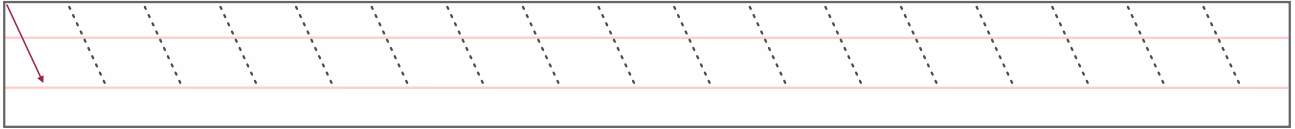
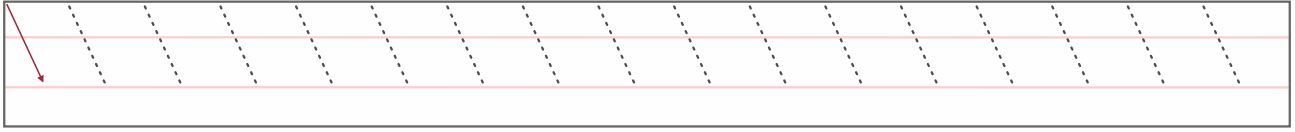





Handwriting practice row with a solid top line, a dashed middle line, and a solid bottom line. The row is divided into 15 vertical columns by dashed lines. A red arrow on the left indicates the starting point and direction for writing.



Adı: .....

Tarih: ..... / ..... / .....



Adı: .....

Tarih: ...../...../.....

