


# ÖRÜNTÜLER

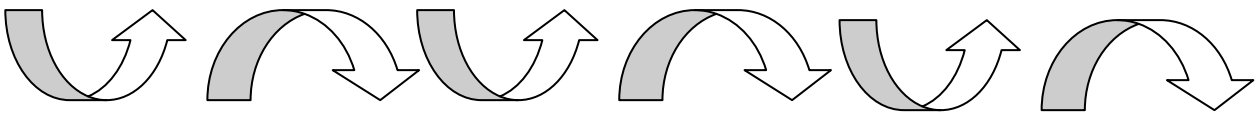

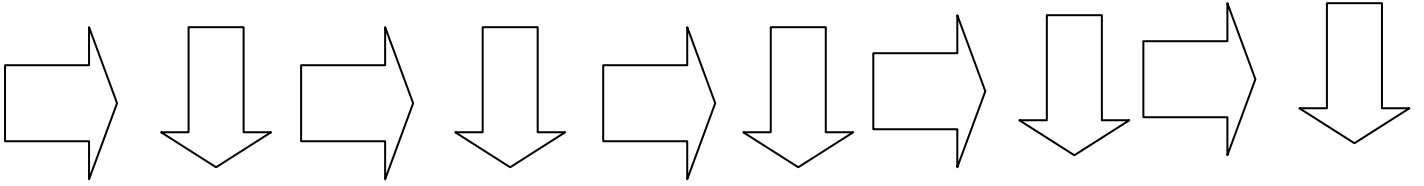
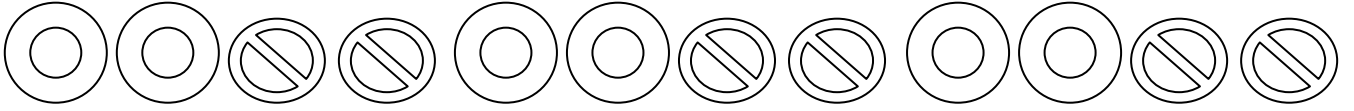
Aşağıdaki şekilleri incele. Dikkatini çeken bir şey var mı?



Yıldız ve üçgenlerin belli bir sıraya göre dizildiğini fark ettin mi?

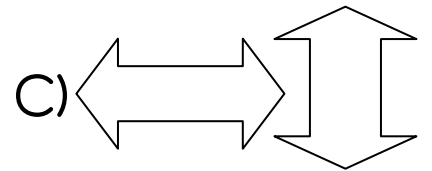
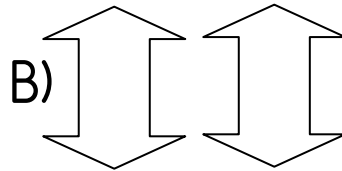
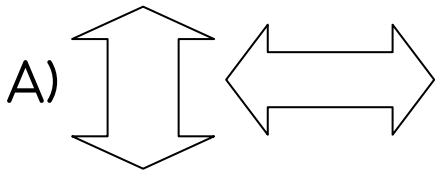
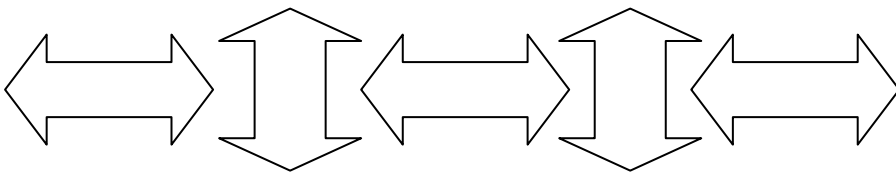
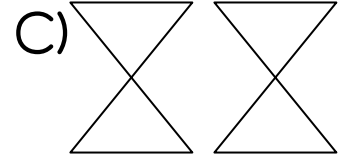
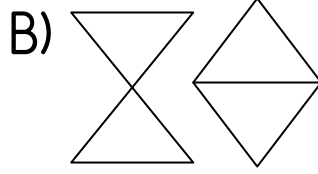
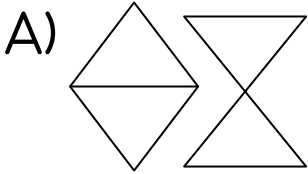
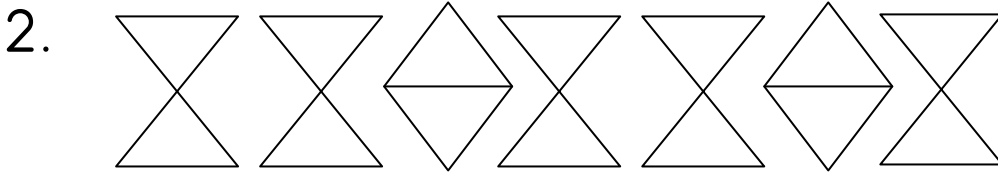
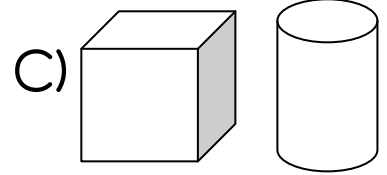
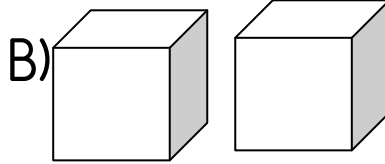
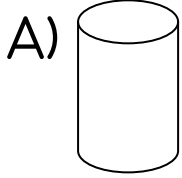
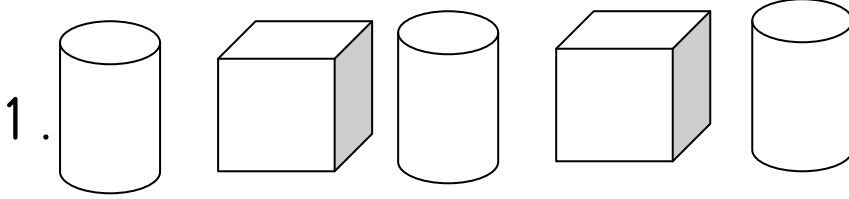
İşte bunun gibi belli bir kurala göre oluşturulmuş dizilere ÖRÜNTÜ denir.

İşte sana bazı örnekler:



Bu örüntülerin hangi kurala göre dizildiklerini bulabildin mi?

Aşağıdaki örüntüleri tamamlamam için bana yardım eder misin?  
Örüntülerin sonunun nasıl olacağını gösteren seçeneği söyle.



Bravo! Seni tebrik ederim. Kıpırdama da bir fotoğrafını çekeyim.



Ama işimiz bitmedi. Şimdi aşağıdaki şekilleri kullanarak sen de örüntüler oluştur bakalım. Örüntüleri matematik defterine çizmelisin.

