

2012-2013 EĞİTİM ÖĞRETİM YILI MEHMETÇİK İLKOKULU  
ŞUBAT TATİLİ ÖDEV YAPRAKLARI  
GAZİ GÜNDÜZ  
1/A SINIF ÖĞRETMENİ

---

Verilen sesin üzerinden geçsin ve sonra bakmadan boş satırlara yazsın.

Ç Ç Ç Ç Ç Ç Ç Ç Ç Ç Ç Ç


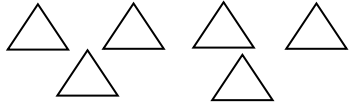
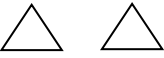
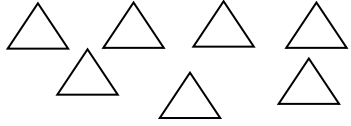

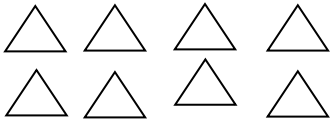

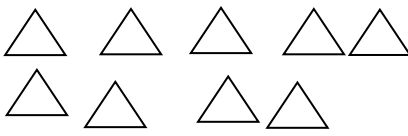
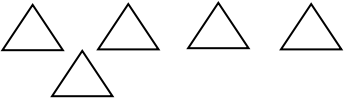
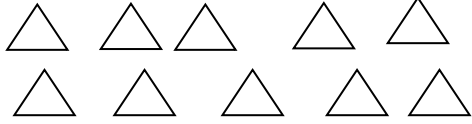
Ç Ç Ç Ç Ç Ç Ç Ç Ç Ç

Ç Ç Ç Ç Ç Ç Ç Ç


Ç Ç Ç Ç Ç Ç Ç Ç Ç Ç

Ç Ç Ç Ç Ç Ç Ç

Aşağıdaki şekillerin sayısını karşılarına rakamla yazınız.

BOYAMA VAKTİ



Verilen sesin üzerinden geçsin.

el el el el el el el el el el el el

L L L L L L L L L L L L

Sayın veli: aşağıdaki heceleri teken teken 5 defa okutturunuz

e + l → el

el + e → ele

l + e → le

el + le → elle

Hecelerin üstünden geçsin ve boş kısımlara yazsın


El el el el el el

Ele ele ele ele ele

Le le le le le le

Elle elle elle elle

Kaç yazarsa o kadar çiçek boyalım.



Aşağıdaki rakamlarında üstünden geçelim .

1 2 3 4 5 6 7 8 9 10 11 12

13 14 15 16 17 18 19 20

Şimdi de 20 ye kadar biz yazalım.

---

---

---

---

---

---

---

---

Verilen sesin üzerinden geçsin.

a da ada a da ada a da a

Layın veli: aşağıdaki heceleri teker teker 5 defa okutturunuz

a + l → al

a + la → ala

l + a → la

e + la → ela

la + le → lale

al + la → alla

al al al al al

ala ala ala ala ala

la la la la la

lale lale lale lale

ela ela ela ela ela

A A A A A A A A A A

A A A

Lale Lale

Ela Ela

Aşağıdaki metni 10 defa okuduktan sonra aşağıya yazalım.

Ela lale al. Lale el al.

Lale, Ela el ele. Al Ela al.



Al Lale al. Ela 10 lale al.

Lale  elle.



## SAYI LABİRENTİ

Yavru ördeğin ailesine ulaşmasına yardım eder misin? 20'den geriye doğru 1'er ritmik sayarak ördeğe yol çiz. Ördeği ailesine kavuştur.

3	2	19	20		
4	17	18	15		
5	16	17	16	15	14
6	15	10	11	12	13
7	8	9	10	9	8
		1	3	4	7

Verilen sesin üzerinden geçsin.

t t t t t t t t t t t t t t t t

J J J J J J J J J J J J J J J


J t J t J t J t J t J t J J J J



a  
t > at  at, at,

at  
a > ata  ata, ata,



ata  
a > ta  ta, ta,

e  
t > et  et, et,

et  
e > ete  ete, ete,

Ata  al.

Ela  al.

Lale  atla.

Lal  al.



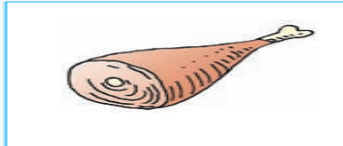



Talat  al.

Ata at al.



Nesnelerin isimlerini yazınız.



Uygun toplama cümlesi yazınız.

Aşağıdaki cümleleri 5 defa okuyup yazınız.

Ali teli at.

Ata eti al.

Elli  al.

Elli  al.

Ali ile Ela el ele.

Etli  al.

Ali ile Ela.

Aşağıdaki metni 10 defa okuyunuz.

Tel

Tel, tel .

Telli, telli .

Telli .

Talat teli atla.





Verilen sesin üzerinden geçsin

n n n n n n n n n n n n n n n n

N N N N N N N N N N N N N N N N

Aşağıdaki heceleri 5 defa okuduktan sonra tamamlayınız.

a > an  an, an,

an > ana ana, ana,

ana → na na, na,


e > en en, en,

en > ene ene, ene,

ene → ne ne, ne,

na > nane nane, nane,

an > anne anne, anne,

Anne nane al. Mine  al.

Tane tane al. Al nine al.

# Anne

Ana, anne.

Nine, anneanne.

Annene inan.

Ninene, anneannene inan.

Anne nane al.

Ana naneli  al.



Verilen sesin üzerinden geçsin

o o o oo ooo o oo ooo o o oo

o o o o o o o o o o o o



Okuyalım



Yazalım

o l > ol ol,

l o > lo lo,

o t > ot ot,

t o > to to,

o n > on on,

n o > no no,

o na > ona ona,

no t > not not,

Onat o otel.

On olta al.

Ata ot at.

Ona  al.

Onat, oteli anlat.

## BOYAMA VAKTİ

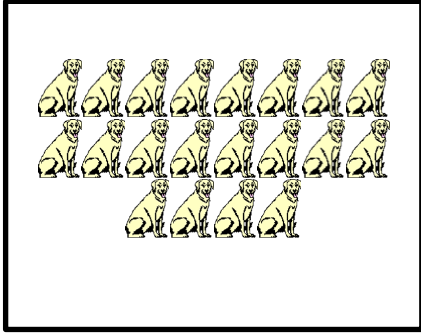


10 20 30 40 50 60 70 80 90 100

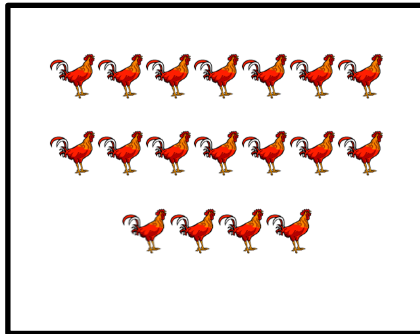
Eksik verilen sayıları tamamlayınız.

10-....30-40-....60....80-90-.....


Verilen varlıkların sayısını rakamla yaz.



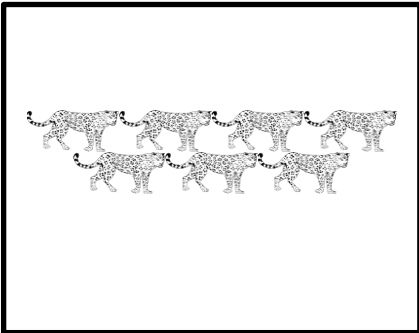
.....




.....



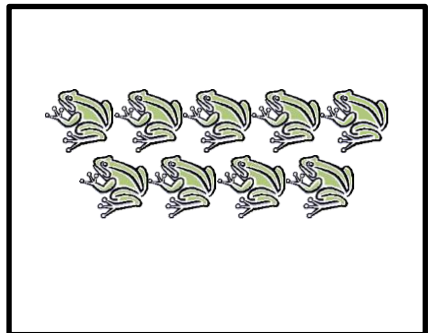
.....



.....



.....



.....

Verilen sesin üzerinden geçsin

n n n n n n n n n n n n n

R R R R R R R R R R R R R



Okuyalım



Yazalım

e  
n > en



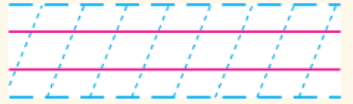
en  
e > ene



a  
n > an



an  
a > ana



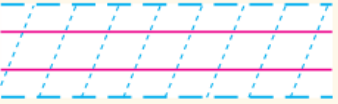
i  
n > in



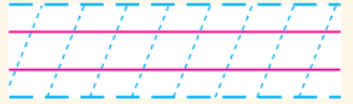
in  
i > ini



o  
n > on



on  
o > ona



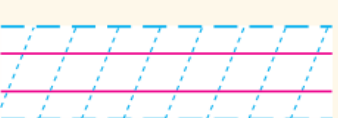
ta  
na >






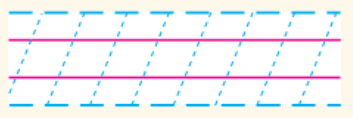
na  
n >



on  
ta >



te  
ne >





Aşağıdaki metinleri 5 defa okuyunuz.


## Onat

Onat o  .  
On tane  al.  
Onat o ot.  
Ot al, ata ot at.  
Onat Altan'a  at.  
Onat, ona  at.

## O Ne?

Anne o ne?  
Onat o otel.  
O otel Onat.  
Anne o ne?  
Onat o olta.  
O olta Onat.  
Anne olta al.

## Nan

Eren nan al.  
İni, ini nan al.  
Eren nan 2 lina.  
Nan al, inilerini al.  
Enol tere al.  
On  tere al.  
Onal, tere ile nan al.  
İni, ini nan al.

## Rana

Rana, Onan, Onal.  
Entan ile Antan.

 at,  atla.

Rana tenli tenli



Enol ile Enel

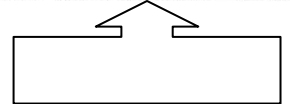
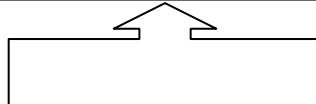
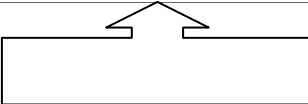
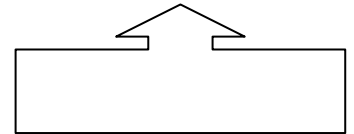
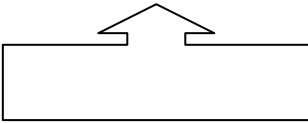
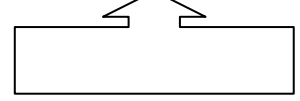
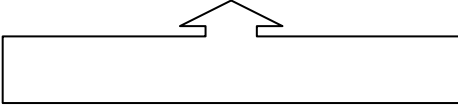
Anal ile Antan

 at,  atla.

Rana, tenli tenli



İlkbahar özellikleri gösteren görsel altına Ela(yaz özellikleri) Talat-kış özellikleri Lale-ilkbahar özellikleri Ata(yaz) yazılsın.



m m m mm mm mm mm m mm

M M M M M M M M

Aşağıdaki metinleri 5 defa okuyunuz

**Rana**

Rana, Onan, Onal.  
Entan ile Antan.  
at, atla.  
Rana tenli tenli

**Enol ile Enel**  
Anal ile Antan  
at, atla.  
Rana, tenli tenli

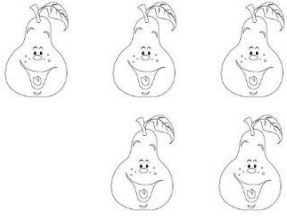
BU BÖLÜME YAZIYORUZ

Handwriting practice lines for the text "BU BÖLÜME YAZIYORUZ".

**Nan**


Eren nan al.  
İni, ini nan al.  
Eren nan 2 lira.  
Nan al, inilerini al.  
Enol tere al.  
On tere al.  
Onal, tere ile nan al.  
İni, ini nan al.

TOPLAMA İŞLEMİNİ SEZDİRME ÇALIŞMALARI



+

---



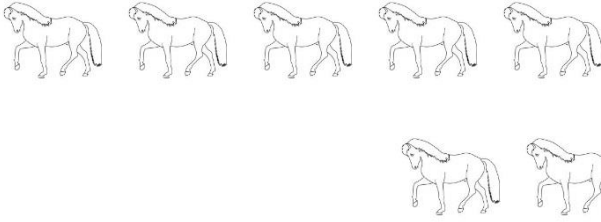
+

---



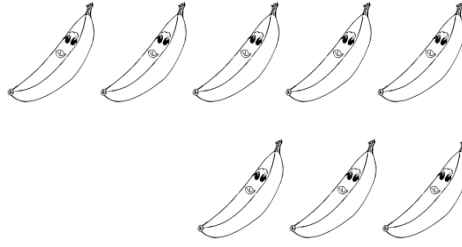
+

---




+

---



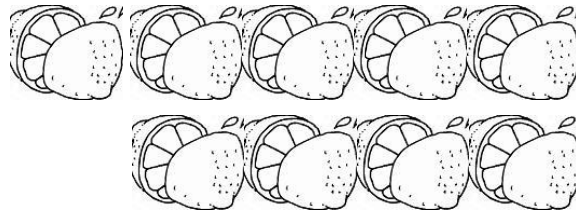
+

---



+

---



+

---





Okuyalım



Yazalım

e  
m > em



em  
e > eme



i  
m > im



im  
i > imi



ma  
ma >



me  
me >



me  
te >



el  
ma >



me  
l > mel

Emel  
Emel >



te  
mel >



me  
tin >




Metin mini nar alma.

Temel ini elma al.

Leman mor lale al.

Emin mantar alma.

Hadi hep beraber meyve salatası yapalım.





Aşağıdaki ses, hece ve cümleleri 5 defa okuyalım.

i il ili li  
eli teli telli  
elli Ali Laleli

Ali, Lalelili.

i it iti ti  
eti etti itti  
ilet ilette

Ali, eli ile teli itti.

e en ene ne  
nine anne nane  
tane mine neli

Mine et neli, naneli mi?

e en ene ne  
tene tine nene

Ali, Mine naneli?  
Ela, Mine Tireli.


i in ini ni  
eni ani teni  
anneni nineni

Ali, telini eline al.

i in ini ni  
eni teri ateni  
elleri etleri naneli

Ali, atenini al.

e em eme me  
em emme Emre  
mele etme itme

Emre elimi itme.  
Emre, Talat'a el et.  
Emre, Mete ile  atla.


i im imi mi  
imli imla imle  
mini mine Emine

Emine  ini al.  
Talat'a el et.  
Talat'la  atla.

a an ana na  
anla anlat anne  
nane name nami

Emre annene anlat.

a an ana na  
anna nana nana  
tana taran Rana

Rana  al taran.




Aşağıdaki metni 10 defa okuyalım.


*Altan*

Altan ona olta al  
Altan  olta at.  
Altan ona anlat.  
Anlat Altan anlat.


*Taneli Nar*

Rana nar arar?   
Rana annene nar al.  
Rana iri iri nar al.  
Tane tane nar al.

*Mine ile Nine*

Mine, nineme elma al.  
İri iri elma al.   
Nine limon ile nar al.  
Mine eline nar al.

HAYDİ BOYAYALIM



Yandaki metni şimdi de yazalım.

Handwriting practice lines for the text on the right.

Cümlede boş bırakılan yerlere uygun kelimeleri yazınız.

Ali  Altan el ele.

Onat ata  at.

Anne  nar al.

Rana  atla.

Entan Enol 'a  alma.

otla

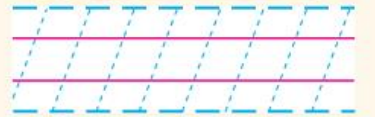
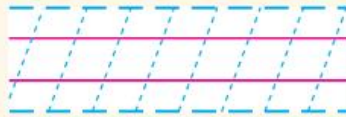
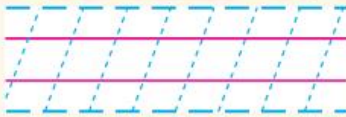
teli

ini

ile

ot

4. Nesnelerin isimlerini yazınız.





— Metin, onlarla  atla-  
ma, onları tenletir.

Alaettin'le atla. Atilla ile  
atla.

— Atlar atlar tenlerim.  
Atlata atlata tenletirim.



Q tellere  atan, telleri titretir.

Tellere  atmam telleri titretmem.



Toroman'la  atlamam.

Ot tellerim, ot telletirim.

Teoman'la ot tellerim.

Talat'a ot telletirim.

