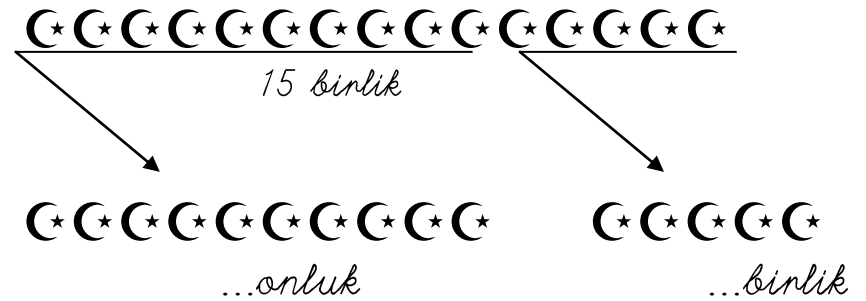

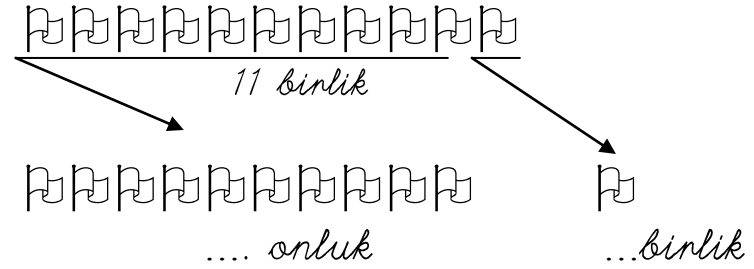
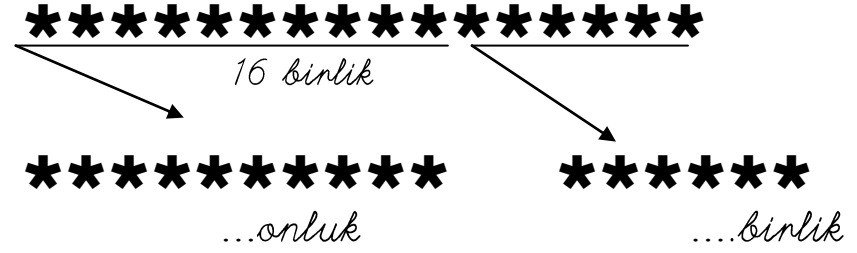

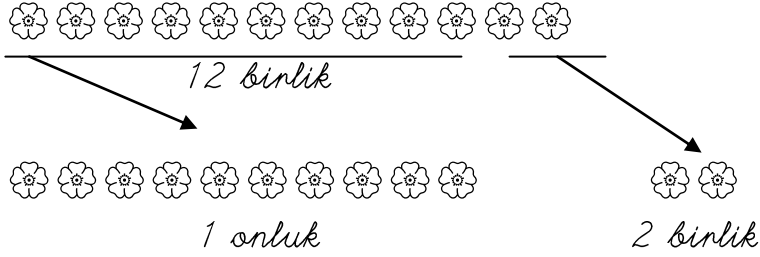



.....İlkokulu 1/... Sınıfı
Onluk ve Birlik Çalışma Kâğıdı - 2

















Adım Soyadım:


1. Aşağıdaki grupları örnekteki gibi onluk ve birliklerine ayıralım.



2. Onluk ve birlikleri say. Boşlukları tamamla.

	
10	2
12	

3. Şaküslere altılarındanki sayıları kadan boncuksız çiz.

