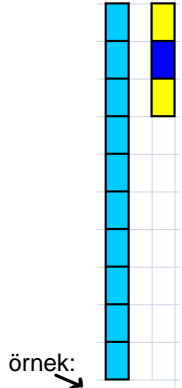
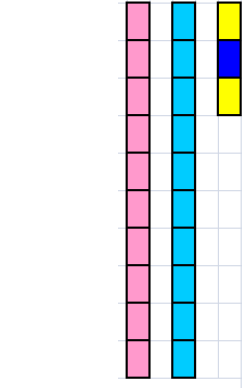


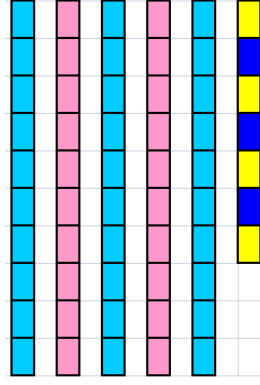
Sevgili öğrencilerim örnekleri inceleyiniz,ve onluk birlik etkinliklerini yapınız.

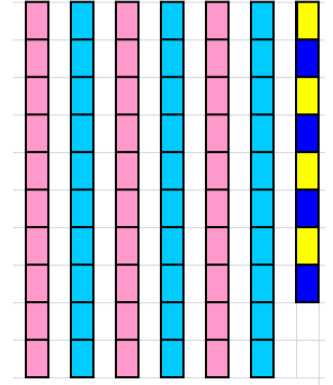


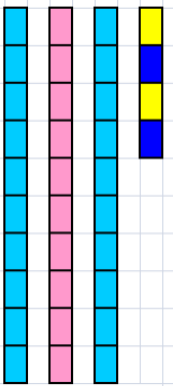
örnek:

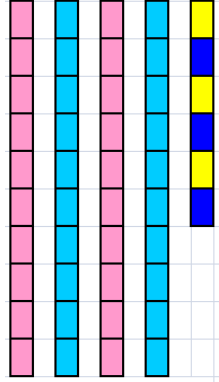
1 onluk	2 birlik
10	2
12	

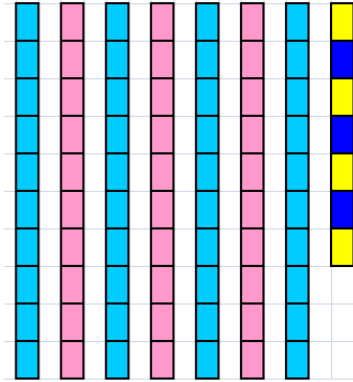


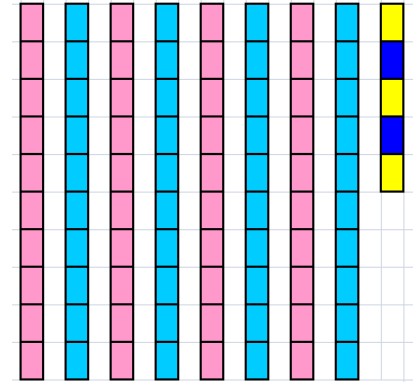












Sevgili öğrencilerim örnekleri inceleyiniz,ve onluk birlik etkinliklerini yapınız.

Base ten blocks representing the number 23. There are 2 tens rods (pink) and 3 ones rods (blue). Below the blocks is a place value chart with two columns: tens and ones.

Base ten blocks representing the number 23. There are 2 tens rods (pink) and 3 ones rods (blue). Below the blocks is a place value chart with two columns: tens and ones.

Base ten blocks representing the number 23. There are 2 tens rods (pink) and 3 ones rods (blue). Below the blocks is the equation: $2 \text{ onluk} + 3 \text{ birlik} = 23$. Arrows point from the text to the corresponding blocks.

Base ten blocks representing the number 23. There are 2 tens rods (pink) and 3 ones rods (blue). Below the blocks is the equation: $2 \text{ onluk} + 3 \text{ birlik} = 23$.

Base ten blocks representing the number 23. There are 2 tens rods (pink) and 3 ones rods (blue). Below the blocks is the equation: $2 \text{ onluk} + 3 \text{ birlik} = 23$.

Base ten blocks representing the number 23. There are 2 tens rods (pink) and 3 ones rods (blue). Below the blocks is the equation: $2 \text{ onluk} + 3 \text{ birlik} = 23$.

Base ten blocks representing the number 23. There are 2 tens rods (pink) and 3 ones rods (blue). Below the blocks is the equation: $2 \text{ onluk} + 3 \text{ birlik} = 23$.

Base ten blocks representing the number 23. There are 2 tens rods (pink) and 3 ones rods (blue). Below the blocks is the equation: $2 \text{ onluk} + 3 \text{ birlik} = 23$.